Check for updates

RESEARCH ARTICLE

REVISED What's in it for citizen scientists? An Analysis of Participant Inclusivity in Citizen Science Projects in Advanced Physics Research

[version 3; peer review: 2 approved, 2 approved with reservations]

Elisabeth Unterfrauner[1], Claudia Magdalena Fabian[1], Gary Hemming[2], Beatriz Garcia[3]

[1]Zentrum für Soziale Innovation, Vienna, Austria
[2]Osservatorio Gravitazionale Europeo, Cascina, Tuscany, Italy
[3]Consejo Nacional de Investigaciones Cientificas y Tecnicas, Mendoza, Argentina

v3 **First published:** 24 Jun 2024, **4**:124
https://doi.org/10.12688/openreseurope.17436.1
Second version: 14 Oct 2024, **4**:124
https://doi.org/10.12688/openreseurope.17436.2
Latest published: 14 Jan 2025, **4**:124
https://doi.org/10.12688/openreseurope.17436.3

Abstract

Citizen science projects optimise the democratisation of the production of scientific knowledge. In these initiatives, research processes do not rely solely on scientists' but on citizens' engagement, likewise with benefits on both sides. As previous work shows, the inclusivity perspective of citizen science projects might be viewed critically as some groups of citizens tend to be overrepresented in these initiatives while others are left out. This paper explores the claim of inclusivity and the citizens' benefits based on four citizen science projects in the fields of astrophysics and particle physics on the citizen science platform Zooniverse. Besides a general engagement strategy, the citizen science projects addressed two groups specifically, the elderly and people with visual impairments. The claim for inclusivity is reflected in the analysis of citizens' demographic variables as an indicator for accessibility of the research projects. We used a pre-post design with questionnaires on science attitudes, motivations, skills, self-efficacy, and knowledge to assess what citizen scientists gained from participating in the project. The demographic analysis of the data reveals that participants were quite heterogeneous and that people who feel that they belong to a group that is discriminated against are particularly motivated to participate in citizen science projects. In terms of benefits, the results indicate knowledge and scientific skills gains, but no changes on other evaluative dimensions.

Open Peer Review

Approval Status ✓ ? ✓ ?

	1	2	3	4
version 3 (revision) 14 Jan 2025			✓ view	
version 2 (revision) 14 Oct 2024			✗ view	? view
version 1 24 Jun 2024	✓ view	? view		

1. **Alessio Livio Spera**, Agenzia Per La Promozione Della Ricerca Europea, Rome, Italy
2. **Laura Verbrugge**, Aalto University, Espoo, Finland
3. **Álvaro Padilla-Pozo**, Cornell University, Ithaca, USA
4. **Yaqian Wu**, UCL, London, UK

Any reports and responses or comments on the article can be found at the end of the article.

Their attitude towards science was, in general, already rather positive when joining the projects, thus not leaving much room for change. These results confirm the importance of and call for a diversified citizen science engagement strategy and show that even in citizen science projects where the citizens' task is limited to classifying data lead to scientific knowledge and skills gains.

Keywords
Citizen science, evaluation, pre-post-design, diversity, inclusion

This article is included in the Horizon 2020 gateway.

This article is included in the Sociology gateway.

Corresponding author: Elisabeth Unterfrauner (unterfrauner@zsi.at)

Author roles: Unterfrauner E: Conceptualization, Data Curation, Formal Analysis, Funding Acquisition, Investigation, Methodology, Writing – Original Draft Preparation, Writing – Review & Editing; **Fabian CM**: Data Curation, Writing – Original Draft Preparation; **Hemming G**: Data Curation, Writing – Original Draft Preparation; **Garcia B**: Writing – Original Draft Preparation

Competing interests: No competing interests were disclosed.

Grant information: This project has received funding from the European Union's Horizon 2020 research and innovation programme under grant agreement No 872859 (REsearch INfrastructures FOR Citizens in Europe [REINFORCE]).
The funders had no role in study design, data collection and analysis, decision to publish, or preparation of the manuscript.

Copyright: © 2025 Unterfrauner E *et al*. This is an open access article distributed under the terms of the Creative Commons Attribution License, which permits unrestricted use, distribution, and reproduction in any medium, provided the original work is properly cited.

How to cite this article: Unterfrauner E, Fabian CM, Hemming G and Garcia B. **What's in it for citizen scientists? An Analysis of Participant Inclusivity in Citizen Science Projects in Advanced Physics Research [version 3; peer review: 2 approved, 2 approved with reservations]** Open Research Europe 2025, **4**:124 https://doi.org/10.12688/openreseurope.17436.3

First published: 24 Jun 2024, **4**:124 https://doi.org/10.12688/openreseurope.17436.1

REVISED **Amendments from Version 2**

In this third version of our article, we have implemented the following changes in response to the reviewers' feedback:

- Expanded the introduction to include additional references to current literature on demographics and motivations for participation in citizen science studies, providing a more comprehensive contextual foundation.
- Introduced the research questions and outlined the scope of the paper earlier in the introduction, alongside a preview of the paper's overall structure to guide readers.
- Improved the organisation of the methods section by relocating the statistical analysis of the sample from the results section to the materials section for greater coherence.
- Enhanced the discussion to improve the logical flow and emphasise key findings.

These revisions aim to improve the readability and logical structure of the paper, making it more accessible and engaging for the audience.

Any further responses from the reviewers can be found at the end of the article

Introduction

Citizen science, defined as collaborative research with a varying degree of involvement of citizens in scientific processes (c.f. Heigl *et al.*, 2019), is not a recent phenomenon. Even if it was not known by the name 'citizen science' in the 19th century, aspects of the approach can be found in earlier forms of collaboration between scientists and lay people. For instance, the Christmas Bird Count, initiated by the National Audubon Society in 1900, is recognised as one of the oldest and most notable citizen science projects (Dunn *et al.*, 2005). It involved volunteers documenting bird species and populations during the winter season. With growing environmental awareness, citizen science projects focusing on the monitoring of pollution and ecological changes began to emerge. Notable examples include the Cornell Lab of Ornithology's Breeding Bird Survey (started in 1966) and the Community Collaborative Rain, Hail, and Snow Network (CoCoRaHS) established in 1998. The advent of the internet and digital technologies subsequently revolutionised citizen science. Online platforms, such as Zooniverse, launched in 2007, allowed volunteers to contribute to various research projects through the analysis of large datasets and images.

What is new in the rise of the modern form of citizen science is a more radical involvement of volunteers in the scientific process, questioning the traditional relationship between scientific knowledge production and its reception (e.g. Delfanti, 2010). The idea of citizen science holds the idealistic promise to bridge the gap between scientists and citizens, with benefits on both sides (Robinson *et al.*, 2018). While the role of lay people was merely limited to assisting in the collection of data in early collaborations, the degree of involvement of volunteers in current citizen science projects varies, with their inclusion in different phases throughout the research process.

Citizen science is about democratisation of access to science (Curtis, 2018; Giardullo *et al.*, 2023; Peters & Besley, 2019), breaking up the so-called 'ivory tower' of science, and an empowerment of citizens in the scientific undertaking (Herzog & Lepenies, 2022). Researchers implementing citizen science projects acknowledge how involving citizens brings in different perspectives and that some of the responsibilities and duties in the research process are being shared (Shirk & Bonney, 2018).

The participation of citizen scientists ranges from active engagement in scientific activities and processes, to contributions to evidence-based policy evaluation and development (Haklay, 2015; Rowland, 2012).

Levels of involvement and engagement vary, depending upon the type of citizen science project and the stage of the research process (c.f. Figure 1).

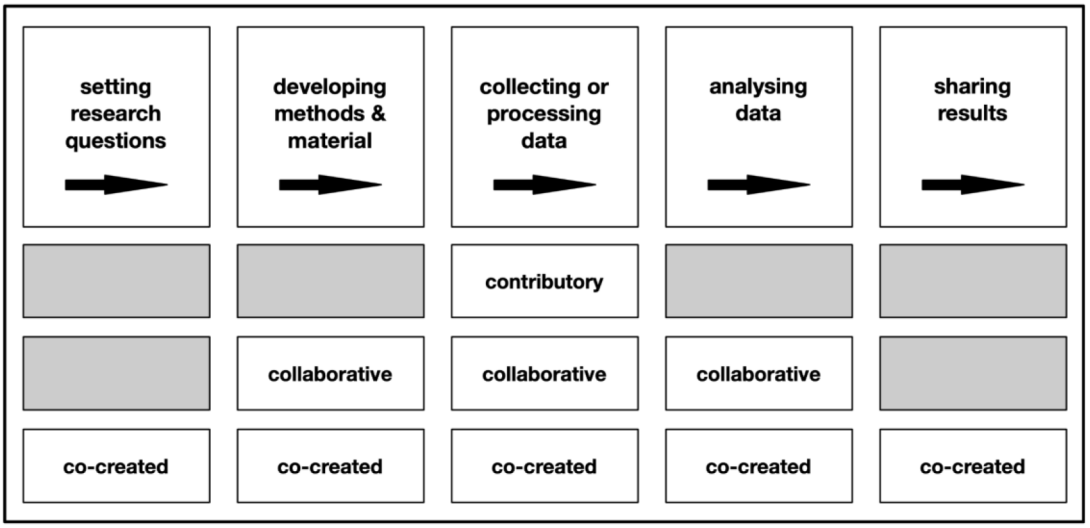

Figure 1. Stages of the scientific process non-scientist participants are involved in according to the type of citizen science project, adapted from West and Pateman (2017, cited after Reynolds *et al.*, 2021).

According to the so-called 'extreme citizen science' approach (Chiaravalloti *et al.*, 2022), citizens should be involved in all phases of the scientific process, from co-defining research questions to disseminating results. People with different educational backgrounds should be able to access and participate in citizen science projects so that a true democratisation of science can take place. 'Extreme' here refers to the extent of participation and to people who were previously excluded from the production of scientific knowledge. The 'extreme citizen science' approach calls for inclusive projects that are accessible regardless of background, counteracting the pattern of 'white, well-educated and male participants' in citizen science projects (Curtis, 2018).

Thus, citizen science projects require open scientific practices and a positive attitude towards citizen science by the researchers. However, one can pose the question, whether democratisation of knowledge production through citizen science projects does succeed, implying that people are equally represented irrespective of their genders, ethnicity, disability, etc., and whether traditional boundaries between researchers and lay people are broken up. Furthermore, we can ask whether the motivation to join and the potential benefits differ between marginalised and non-marginalised people. One of the most prominent motivational drivers for citizen scientists, according to a number of reviewed citizen science projects, is the desire to contribute to a "greater good" and to help science to solve problems that are perceived as relevant and meaningful in today's society (Land-Zandstra *et al.*, 2016; Martin *et al.*, 2016; Silva *et al.*, 2016). Once citizen scientists are active and involved, intrinsic motivators and social influences gain more importance in keeping them active and engaged (Nov *et al.*, 2011) and in increasing not only the quantity, but also the quality of their contributions (Nov *et al.*, 2014). However, as motivations differ over time and also between different groups of people, the need to study distinct motivations per group become apparent in order to understand socio-cultural interests and barriers to join (Ryan *et al.*, 2001). Factors such as age, gender, income, employment, and education influence the amount of free time available for citizen science activities and provide the experience or skills that motivate individuals to participate (Dekramanjian *et al.*, 2023). Our understanding of who volunteers in scientific endeavours and what motivates them to participate remains limited (Woosnam *et al.*, 2019).

To address this research gap and based on questionnaire data of citizen scientists participating in four Zooniverse projects we aim to investigate (1) the motivational drivers and benefits for citizen scientists in terms of knowledge, skills, and attitudes and (2) variations between different demographic groups, including marginalised population.

This paper is structured as follows. The next section explores the themes of accessibility and inclusiveness in citizen science, with a focus on evaluating participant outcomes. We then provide an overview of the four Zooniverse projects that form the foundation of this study, including the inclusion strategies used to engage specific citizen groups. In the **Methods and Materials** section, we describe the evaluation framework, the design and development of the questionnaire, and the demographic profile of the participant sample. The **Results** section offers a comparative analysis of the differences and similarities across demographic groups, highlighting the specific dimensions on which participants have experienced the most benefits. Finally, the paper concludes with a discussion of the findings, their implications, and recommendations for future research and practice.

Accessibility and inclusiveness of citizen science projects

For citizen science projects to hold true to the goal of inclusivity, people with diverse backgrounds have to be represented among citizen scientists reflecting the demographics of the general population. Multiple perspectives from all parts of society add value to scientific discourses and allow for a multi-faceted interpretation of scientific results avoiding blind spots and biases. Bonney *et al.* (2016) conclude that citizen science should strive to include a diverse range of people to contribute to the democratisation of science.

Whether citizen science initiatives perpetuate inequalities between more privileged and less privileged people has been investigated in previous studies using demographic data of participants, such as age, gender, and educational background. However, a full picture of who participates in citizen science projects is missing (Paleco *et al.*, 2021). As studies indicate, an equal representation of the population in citizen science projects investigated along the lines of demographic data, has not been achieved with some groups of people being overrepresented. In the US for in instance, Pandya *et al.* (2018), found that individuals from historically unrepresented groups participated less often than majority groups in citizen science initiatives. The same accounts for people with disabilities in the UK, whose participation does not represent the share of people with disabilities in the overall population (OPAL report, cited after Paleco *et al.*, 2021). This trend of underrepresentation of certain groups does not only apply to citizen science projects but to participative research in general such as environmental volunteering as earlies studies show (e.g. Ockenden, 2007). Groups like the European Citizen Science Association (ECSA), through its working group on empowerment, inclusiveness, and equity, are discussing and researching strategies to increase the accessibility and promote inclusion in citizen science projects.[1]

Assessing benefits for citizen scientists

Although appreciation for citizen science projects continues to grow, the number of projects demonstrating the impact on involved citizen scientists and diverse demographic characteristics is still limited. Outcomes of the collaboration between citizen science and research can be manifold, depending on the type of project (e.g. Bonney *et al.*, 2009) and the involvement of citizens at different stages of the project. As such, the evaluation of project goals and outcomes can also be manifold. Up to now, by far the most commonly investigated scientific outcomes of citizen science initiatives concentrate upon the number

[1] https://www.ecsa.ngo/working-groups/empowerment-inclusiveness-equity/

of related scientific publications. Another aspect that can be observed in various types of citizen science projects is the development of new skills and knowledge by citizen scientists (e.g. Schäfer *et al.*, 2020; Wiggins & Crowston, 2015). Firstly, there are references to the importance of knowledge gains related to the research topic as being the most important impact for participants (Stepenuck & Green, 2015). Secondly, the involvement in citizen science activities teaches the participants about the process of scientific enquiry and helps them to gain a deeper understanding of scientific outcomes (Bela *et al.*, 2016; Richter *et al.*, 2016; Riesch & Potter, 2014). The citizen science approach inspires stewardship, and enhances the sense of participant empowerment (Crall, 2010; Crall *et al.*, 2013; Sutcliffe, 2011; Wickson & Carew, 2014).

Experts recommend defining specific goals, expected learning outcomes, and a customised evaluation strategy with measurable indicators (Jordan *et al.*, 2012; Phillips *et al.*, 2014). For the evaluation strategy, the pre-existing knowledge and skills of the target groups must be aligned with the expected learning outcomes, in order to be able to properly assess participant learning gains and assess the impact of the project (Skrip, 2015).

Citizen scientists have been directly approached to assess what they felt to be the benefits of their participation in projects and to measure their learning outcomes. Cox *et al.* (2015) differentiate between contribution to science and public engagement. Others have released guidelines on how to set-up a citizen-science project, including recommendations regarding their evaluation, such as Bonney *et al.* (2009), who suggest the evaluation of scientific literacy outcomes through the use of similar indicators, such as the duration of involvement by project participants; the numbers of participant visits to the project website; but also direct surveys directed at citizens, in order to measure how understanding of science content and of science processes improves, etc. A study on measuring outcomes in citizen science projects, (Bonney *et al.*, 2016), found, through surveys of citizen-science practitioners and additional interviews, the following constructs to be achievable and measurable: interest in science and nature; self-efficacy for science and environmental action; motivation for science and environmental action; science enquiry skills; data interpretation skills; knowledge of the nature of science; and environmental stewardship. To support the evaluation of citizen science projects, the Cornell Lab of Ornithology elaborated evaluation guidelines that focus especially on learning outcomes, such as the acquisition of new knowledge and skills, but also on increased interest in science, motivation, self-efficacy in science-participation, personal development and behavioural change (Phillips *et al.*, 2014).

The most frequently used evaluation instruments are not only survey interviews, and the analysis of participant communication (Gommerman & Monroe, 2012), but also stakeholder consultations, observations, iterative adaptations with actors in the field and self-assessment tools applied during the evaluation process (Kieslinger *et al.*, 2017). While previous studies have provided valuable insights into the evaluation of citizen science projects, they often rely on diverse methods that may not comprehensively capture the full range of participant outcomes, especially when self-reported data is involved (Peter *et al.*, 2019). In our study, we build on these foundational works but seek to address some of their limitations by focusing on a more robust, multi-dimensional approach. Specifically, we aim to investigate the inclusivity in terms of access to astrophysics and particle physics citizen science projects and explore how these opportunities, along with individual learning gains, vary across demographic variables. This leads us to the following specific research questions: (i) What do citizen scientists gain in terms of attitude towards science, motivation to join, self-efficacy, scientific skills, and knowledge acquisition in astrophysics and particle physics, in the four citizen science projects? (ii) Are there differences in terms of motivation to join and gains between different groups in respect to their genders, age, educational background, and experience of discrimination?

The first research question refers to the overall sample to measure the effects of participation in the four citizen science projects in general, while the second specifically is meant to reveal whether the aim of inclusivity has been achieved, both in terms of equal representation of diverse populations and their gains.

While evaluation studies describing the benefits for citizen scientists do exist (as cited above), the analysis from a democratisation perspective has largely been limited to counting participant numbers across groups (Hecker *et al.*, 2018), with little further investigation into their individual gains and motivations.

Four citizen science projects on Zooniverse

The four citizen science projects along with the accompanying evaluation study on which this paper is based, were developed as part of the REINFORCE project, which was funded within the Science With And For Society theme of the EU Horizon 2020 framework and were implemented on the Zooniverse platform (https://www.zooniverse.org/). On Zooniverse, volunteers interested in participating in research can contribute online to different projects across a broad range of research areas. The platform also encourages citizens to engage in dialogue with research teams on dedicated discussion forums, known as 'Talk-pages' to address open questions and concerns.

The four citizen science projects can be classified as a mix of contributory and collaborative, rather than co-creative citizen science projects (c.f. Figure 1) as citizen scientists do not collect data but analyse already collected data shared by large research infrastructure. According to Shirk and Bonney (2018) the projects on the Zooniverse platform are a prime example of the "*technology transfer*" category, where citizens can classify digital images and contribute to citizen science projects. As the exercises to be done mainly involved categorisation tasks, opportunities were provided to interact with researchers and other citizen scientists and to 'dive deeper' in the respective fields of research. These comprised online interaction options (online forum, webinars, online visits to

research infrastructure) as well as face-to-face events (public lectures, course for seniors, artistic interventions).

While Zooniverse projects vary in scope and difficulty, they often involve more cognitively demanding tasks, such as classifying galaxy shapes or transcribing historical records, compared to simpler citizen science activities like photographing wildlife or documenting weather patterns (Masters *et al.*, 2016; Cox *et al.*, 2015). This distinction may result in a participant pool that is more scientifically engaged and potentially more educated or skilled than those in other citizen science initiatives. The REINFORCE implementation period of the four citizen science projects ran from the 19th of October 2021 to the 25th of October 2022, although all four of them are still available online (overview in Figure 2).

GWitchHunters

The GWitchHunters[2] project developed an advanced citizen science programme by providing access to representations of gravitational wave (GW) data produced by the Virgo[3] detector. These included data taken from the GW strain channel, as well as from auxiliary channels, providing environmental background information. Since the sensitivity of GW detectors is limited by several types of noises, it is crucial to understand their origin and impact on data acquired. By 'hunting' for noises and systematically profiling them, the research team can undertake in-depth analyses and contribute to the development of a more efficient detector with a wider detection span. The citizen scientists in GWitchHunters contributed to this activity by looking at chunks of data and identifying transient noise artefacts, known as 'glitches.' The outcome of these activities was used to train machine learning algorithms to automatically recognise and isolate these glitches in GW detector data.

The GWitchHunters research team also collaborated with a sister project, GravitySpy[4]; also available on Zooniverse, which is a highly successful citizen science project developed using data from the LIGO[5] detectors, based in the United States.

Deep sea explorers

In the Deep Sea Explorers[6] project on Zooniverse, citizen scientists helped to optimise the categorisation of data gathered by the KM3NeT neutrino telescope, which collects environmental noise from the bottom of the deep sea in two locations: one to the south of France; the other off the coast of Sicily, Italy, in the Mediterranean Sea. By participating in the analysis on Zooniverse, citizen scientists were able to engage with the world of neutrino astronomy and gain at the same time insights into the unexplored deep marine environment. In the framework of the Deep Sea Explorers project, citizen scientists were invited to classify different sources of bioluminescence, recorded by the detector, and bioacoustic signals registered by hydrophones situated in the surrounding environment.

New particle search at CERN

The New Particle Search project at CERN[7] engaged citizen scientists with data recorded by the ATLAS detector of the Large Hadron Collider (LHC) at CERN. For the purpose of the New Particle Search project, the researchers developed a specific software for the display and analysis of the ATLAS data (HYPATIA[8]) and asked the citizen scientists to look for evidence of undiscovered particles. On the

[2] https://www.zooniverse.org/projects/reinforce/gwitchhunters

[3] https://www.virgo-gw.eu/

[4] https://www.zooniverse.org/projects/zooniverse/gravity-spy

[5] https://www.ligo.org/

[6] https://www.zooniverse.org/projects/reinforce/deep-sea-explorers

[7] https://www.zooniverse.org/projects/reinforce/new-particle-search-at-cern

[8] https://hypatia-app.iasa.gr/Hypatia/

	goal	no. of participants	no. of classifications	no. of discussions on the talk forum	website
GWitchHunters	Citizen Scientists help to improve the Gravitational Wave detectors and unlock the secrets of the Universe.	8 223	645 592	2 189	https://www.zooniverse.org/projects/reinforce/gwitchhunters
Deep Sea Explorers	Citizen Scientists help study bio-activity in the deep sea and better understand marine sources of noise in the KM3NeT detector, which also supports the search for neutrinos.	4 221	109 409	852	https://www.zooniverse.org/projects/reinforce/deep-sea-explorers
New Particle Search at CERN	Citizen scientists help ATLAS scientists look for signs of massive, long-lived particles produced in the Large Hadron Collider, which could be a sign of new physics.	7 983	260 637	1 978	https://www.zooniverse.org/projects/reinforce/new-particle-search-at-cern
Cosmic Muon Images	Using Muon Tomography, the research team can probe the internal structure of massive objects like volcanoes with particles from stars and galaxies far away. Citizen scientists help identify these particles inside the detector.	3 951	109 703	187	https://www.zooniverse.org/projects/reinforce/cosmic-muon-images

status: 25th October, 2022

Figure 2. Overview of the four citizen science projects.

platform, the citizen scientists were able to classify static images, interact with the event display, select specific tracks, and calculate invariant masses. Some particle decays, such as photon conversion, were more accurately identified by humans than by algorithms and, with the aggregated data from thousands of citizen scientists, the researchers had the possibility to explore and examine their data further. The data categorised by citizen scientists can be compared to the categorisations produced by machine learning algorithms and can serve as a baseline for further research. The citizen scientists received valuable feedback from the New Particle Search researchers and were able to draw their attention to interesting events for further investigation.

Cosmic Muon Images

The Cosmic Muon Images[9] project focuses on interdisciplinary studies involving geoscience and archaeology and aimed to show how technology can be used to study fundamental physics and develop frameworks that have a significant impact on society. In the project, researchers provided citizen scientists with an open data set, recorded by cosmic-ray detectors during a period of data-taking at the Apollonia Tumulus in Greece, in 2018, and invited them to interact with the data and make classifications.

Inclusion strategy

To reach diverse audiences, the REINFORCE engagement strategy included specific approaches for elderly people and individuals with visual impairments—groups that are often hard to reach in online citizen science projects due to the challenges of digital access and content accessibility. Digital infrastructures can constitute both an opportunity and an obstacle for reaching more diverse groups (Paleco *et al.*, 2021). However, data on participation of people with visual impairments in online citizen science projects are lacking to date.

There are two solutions to make citizen science projects more diverse; (i) striving for a more representative inclusion of certain groups and (ii) making the content and the exercises of the citizen science projects more inclusive. While the first one can be achieved with a tailored engagement strategy, the second aim lies with the researchers preparing the citizen science initiative with the description of tasks and communication to potential participants. Through pre-testing of the alpha version with laypeople and iterative feedback loops with the Zooniverse team, the four citizen science projects were refined to maximise accessibility. Simple language was used to avoid overly specific terms, and the tutorials for the citizen science projects were designed to be concise, providing concrete explanations on how to perform the categorisation tasks, along with a few trial exercises.

Two of the four projects were translated into additional languages for reducing language barriers (GWitchHunters: English and Italian; New Particle Search at CERN: English, Greek and Spanish).

[9] https://www.zooniverse.org/projects/reinforce/cosmic-muon-images

The goal of the citizen science projects, along with the potential contribution of citizen scientists to their success, was clearly communicated.

A concise explanation of the roles of involved scientists, along with details of contact persons and a forum for interaction, was provided to facilitate communication between citizen scientists and the research team. This also supported the development of a community among citizen scientists, enabling them to offer advice to one another when needed. In addition to these general inclusion strategies, the approach for elderly participants included specifically designed courses, while for visually impaired individuals, digital images were made accessible through sound.

Inclusion strategy for elderly citizen scientists via specifically designed courses

As part of the REINFORCE project, a course on science specifically for senior citizens, was organised in collaboration with the organisation *Università della Libera Età* (University of the Free Age), based near to the Virgo gravitational-wave detector, in Cascina, near Pisa. The course was structured around approximately monthly sessions, given in-person, at the home of the University group: the municipal library of Cascina. The calendar for the meeting had to be reformulated on more than one occasion on account of the Covid-19 pandemic making it necessary to push sessions back, while the pandemic also contributed to fluctuations in attendance over the life cycle of the implementation of the course. The first implementation closed with a visit by more than 40 members of the group to the European Gravitational Observatory (EGO), the home of the Virgo detector, and led to a second edition of the course being implemented over the following academic year, well beyond the natural lifetime of the REINFORCE project itself. The course implementation covered the following areas: Classical particle physics; particles & waves in the XX century; waves: concept and detection; the cosmology of the (in)visible Universe; citizen science: from theory to practice; general relativity; brainstorming and resolution of technical and theoretical problems; the sonification of gravitational waves; and art & science.

Course sessions were delivered by professors and researchers from the University of Pisa and members of the REINFORCE collaboration based at EGO. Most of the sessions were delivered in Italian, as most of the group were mother tongue Italian speakers and did not speak a second language. Despite this, two of the sessions - those dedicated to the cosmology of the (in)visible Universe and that on art and science - were delivered in English, were both very well received by participants, leading to the conclusion that, where sessions material was potentially more accessible, especially when the themes covered were supported with visually explicative presentation, it was better suited to cut through and hold participant attention even when delivered in a different language.

The overall evaluation session carried out face-to-face with participants and separately with session providers, proved fruitful and provided several useful suggestions. It was clear that participants had initially felt somewhat daunted by the

syllabus that had been prepared and were concerned that the bar had been set too high. It was also clear that a standard lecture scenario was also not necessarily particularly helpful in developing an environment that was conducive to the group feeling at ease and comfortable. The evaluation session made it possible to re-engineer subsequent sessions to allow for more give-and-take between session providers and participants. For example, simply removing the lectern from the session and locating the provider more closely to the group, made the process more natural and more fluid. The group grew to become more informal and, as a consequence, more lively, which was ultimately more beneficial for all. For elderly however it was particularly important to receive training on the digital infrastructure used, i.e. the Zooniverse platform.

Inclusion strategy for citizen scientists with visual impairments through sonification of data

Increasing the senses, increasing inclusion, was the "big argument" for the development of a software tool - *sonoUno* - dedicated to data sonification. The ambition of this work is to expand the senses used in scientific inference, beyond the visual, and to include in the general effort of the scientific community, people with sensory disabilities (especially visual).

In sciences such as astrophysics and physics, scientists constantly interact with numerical data, generally represented visually. These interactions imply a response that is mostly related to current events, and which are limited by the data analysis tools available and the resolution of display elements such as screens. Studies (Diaz Merced, 2013) show that multisensory display of data can improve signal detection, especially if it is astronomical data. This allows us to infer that a sound recording alongside its visualisation can contribute to a better understanding of results, and, as such, allow people with functional diversity to analyse scientific data, and then contribute to scientific discoveries.

Since 1962, 98 sonification projects had been developed (Zanella *et al.* (2022)); however many of them were discontinued, lacked documentation, or had no evidence of applications in science. Not all of them share the same objective: some are tools to produce sound through the command line, others have the purpose of offering the user the ability to modify the sound configurations to achieve a sound system that fits their needs, and others prioritise the development of an accessible graphical interface. In this sense, sonoUno is a pioneering software designed with the primary goal of enabling citizens to engage in research through a multisensory approach, allowing them to analyse the data scientifically. A first training workshop in data detection by sound (performed in August 2022) allowed us to obtain important results, as well as to confirm earlier ones, and evaluate the performance of a group with the new tool. It has become evident that the possibility to use sound improves the integration of people with disabilities in the study of science and the multimodal approach helps the understanding of conceptual and scientific content, allowing the same phenomenon to be explored through different sensory channels, for disabled and non-disabled people alike. In a closing survey, interesting results emerged, such us the recognition of the technique, and comments such as "I think we will use it in my next work" or," the multisensorial analysis can improve my own work".

After the first encounter with citizen participating in the citizen science projects, the sonoUno team prepared a series of training activities, and invited these participants to test them, with a very good response. The user-centred design approach, which ensured ongoing feedback from users, also contributed to the development of better training activities and ultimately led to the creation of a new training platform (https://sonotraining.um.edu.ar/). Through this platform, we are collecting data on the perception and effectiveness of sonification for data analysis from both blind and sighted users, as well as trained and untrained people.

The acceptance of this technique among professionals is growing, as evidenced by new workshops, conferences, and invited talks in international events, as well as the inclusion of data analysis using sound in professional papers (Fovino *et al.*, 2024; Trayford & Harrison, 2023; Trayford *et al*., 2023; Tucker Brown *et al.*, 2022) as a complement to traditional techniques. se two strategies were developed in addition to the general engagement strategy of the project with dedicated seminars, tours and live visits to the research infrastructures, outreach via social media channels and the projects websites and arts-based approaches The aim was to offer further formats for interaction beyond the digital representation of the four projects on the Zooniverse project and the forum tool to interact digitally. Due to the Corona pandemic, some of the events had to be moved online. For instance, an originally planned tour on the VIRGO premises had to be transformed into a virtual tour. Unfortunately, re unable to determine how many event participants or recipients of additional offerings subsequently registered on the Zooniverse platform. Although this information was requested in the survey, the relevant section was left incomplete in the majority of responses.

Methods and materials

In our study, in collaboration with the research teams, we discussed potential gains in the four astrophysics and particle physic domains, following Skrip's (2015) suggestion that learning outcomes should be clearly defined in advance. To structure the different evaluative dimensions, we relied on the logic model by Kurz and Kubek (2016), which although not specifically designed for citizen science projects, is a useful instrument to differentiate between outputs, outcomes, and impacts (cf. Table 1).

According to the logic model, outputs are what the projects offer, its use and the participants' satisfaction; outcomes are what the project aims to achieve with a target group; and impacts are the contributions of the project on a societal level. A general logic model, applicable to all four citizen science projects, was developed in collaboration with the research teams. This model included an additional layer of customisation tailored to the specific fields of research, forming the foundation for the subsequent operationalisation of various dimensions. Although the model includes measuring outcomes on the researchers'

Table 1. Logic model of Reinforce citizen science projects.

1 Outputs (what we do)	2 Outcomes (results at target group level)	3 Impact (results at societal level)
1a Output • Web-based interface (Zooniverse) • Sonification • Citizen education (citizen training activities) e.g. vision building workshop, online and in-situ training, practice reflection, etc. • Community empowerment and awareness activities e.g. workshops, summer/ winter school, Science café, open schooling day, etc. • Educational resources	**2a New knowledge, skills, attitudes and awareness** Citizens Scientist: • new knowledge: comprehend role of large RI; understanding basic physics concepts; principles of machine learning; methods of scientific investigations • skills: data recognition and analysis skills, critical thinking • attitude: awareness of science/scientific work (e.g. collaboration, daily scientific processes); inclusiveness of science; increasing awareness of the interaction with nature; identification with their direct contribution to science Researcher: new knowledge: further research insights; gaining more experiences with citizen science projects and their potential for future CS projects	**3 Social and economic impact** • Enhance science literacy of the society, public understanding of science, critical thinking • Economic costs and benefits of citizen science • Enablers and barriers for development of new knowledge citizen's science Science career motivation

1b Use of output by target groups
• Participation in Zooniverse projects
• Participation in Citizen education
• Participation in Community empowerment activities
Reach of different target groups (elderly, visual impairments, pupils)
	2b Change actions/behaviour
	• Science career motivation
	• Cooperation with researchers
	  ○ Collaboration between citizen scientists and researchers
	  ○ Experience exchange among citizen scientists
	Improving mutual understanding through exchanging diverse expertise on a larger scale	

1c Participants satisfaction • Zooniverse project experience • F2F event (Citizen education; community empowerment)	**2c Living conditions** • Citizens feel empowered by contributing to science • Participation is possible even in confinement (e.g. Covid-19)	

side (see Section 2c in Table 1), this study focuses on outcomes for participants. To measure the outcomes on the individual participant level, a one-group pre-test/post-test design (Levine & Parkinson, 2014) was implemented. This design falls under quasi-experimental designs as the main premise of true experiments, namely the existence of a control or comparison group and the random selection and assignment of participants, is missing. As a result, although one would be able to assume that changes from the pre-test to the post-test are due to the participation of citizen scientists in the citizen science projects, unlike in true experiments, in which such effects would be solely attributed to this participation; in this design, outside factors cannot be controlled or ruled out. Nevertheless, this design is more reliable and provides more accurate data than a one-group post-only design, which, due to the lack of a pre-test, cannot show any change in relation to skills, knowledge, attitudes, behaviours, level of awareness, etc.

Constructing the pre/post questionnaire

The development of the questionnaire involved the following steps (see overview in Figure 3): (1) desk research on evaluation surveys in citizen science projects with a similar focus; (2) a compilation of items from different already available surveys that were suitable for our purposes; (3) first selection of items; (4) alignment with the general logic model and the specific logic models of each of the four citizen science projects, respectively; (5) compilation of a draft version; (6) collection of feedback by research teams and user testing with 10 volunteers; (7) integration of feedback; (8) update of another draft version; (9) implementation on the online survey tool LimeSurvey[10]; (10) accessibility check by people with visual impairments; (11) cognitive pre-testing (Prüfer & Rexroth, 2005) with potential users and 'thinking aloud' protocols to test the usability aspects of the items and detect potential misunderstandings; (12) last fine-tuning of the questionnaire and integrating the link to the survey in the four Zooniverse projects.

Desk research on citizen science studies (c.f. step 1) focused on the evaluation of citizen science projects and Zooniverse projects in particular, and their evaluation instruments and questionnaires, respectively. As far as our desk research indicates, only rarely has a pre-post design been used in Zooniverse projects. In their survey on Planet Hunters (Depper, 2019), another Zooniverse project, citizen scientists' learning gains were assessed retrospectively, through a question on

[10] https://www.limesurvey.org/

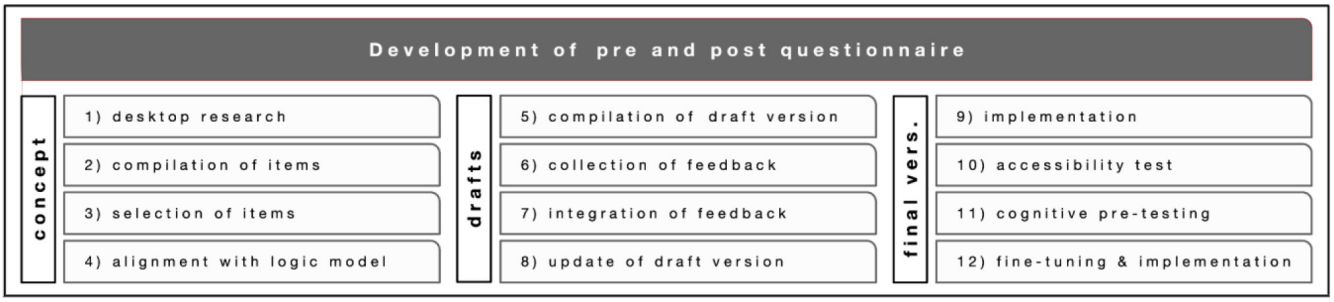

Figure 3. Development of the pre- and post-questionnaire.

whether volunteers felt they had learned anything and, if so, what they had learned. This post-only design obviously has several flaws; not least individual memory capacity, which might influence the results (Medici *et al*., 2010).

The User's Guide for Measuring Learning Outcomes in Citizen Science (Phillips *et al*., 2014) released by the Cornell lab for Ornithology, has become one of the standard resources in the quest to assess citizen science project outcomes on a participant level, including several questionnaires that have already been widely used and which have been checked in terms of their quality, such as reliability and validity (Phillips *et al*., 2018). Some of these questionnaires have been framed as general questionnaires, which can be used mostly for any kind of citizen science project, and custom questionnaires, which can be adapted to the specific context. Thus, the questionnaires constitute a valid source for our study. All questionnaires were screened and those items that were in line with the logic model (c.f. step 3 and 4 in the development of our questionnaire) were extracted. Other additional questions resulted from "inspiration" from the other evaluation studies cited above and from the interaction with, and feedback provided by, project partners and demonstrator research teams and the citizen science expert team (c.f. steps 5, 7 and 9).

In the pre/post-test design as applied in our study, the pre-survey aims to measure the "baseline." In our case, this covered five distinct areas: knowledge (self-reported and tested knowledge), motivation to join, self-efficacy, skills, and attitudes. Each of these dimensions comprises five and 19 items (cf. *Extended data,* complete questionnaire; Unterfrauner & Fabian, 2024). Thus, changes in these areas could only be assessed through comparison with the post-survey. In other words, participants' changes can only be evaluated if they completed both questionnaires. Although the four citizen science projects were slightly different in nature, they each required the performance of broadly similar tasks, i.e. the classification of data representations. The field of research differed, however, and this was reflected in the construction of the questionnaire knowledge items, where the single items differed slightly across the four citizen science projects.

The questionnaires were implemented in LimeSurvey, and the collected data were imported into SPSS for statistical analysis.

The link to the pre-questionnaire was included in the Zooniverse project tutorials. These tutorials were a required step for participants to understand how to classify data and contribute to individual projects. Participants were invited to complete the pre-questionnaire during this stage, prior to beginning their contributions to the project. They were also asked to share their email addresses upon completing the pre-questionnaire to facilitate follow-up. One month after completing the pre-questionnaire, participants received an email with a link to the post-questionnaire. The post-questionnaire was sent out one month after the pre-questionnaire, as experiences from other Zooniverse projects indicated that most participants complete their classifications within this timeframe. Additionally, other studies have used a similar timeframe to measure active engagement (Strasser *et al.,* 2023). For technical reasons it was not possible to include the post-questionnaire on Zooniverse with impact on response numbers (see below).

Data collection for each project began when it was officially launched on Zooniverse. Participants were recruited via REINFORCE social media channels, the REINFORCE website, and specifically targeted engagement activities (see inclusion strategy) as well as Zooniverse campaigns.

New Particle Search at CERN became an official Zooniverse project on the 26th of October 2021; GWitchHunters on the 16th of November, 2021; Cosmic Muon Images on the 11th of January, 2022; and Deep Sea Explorers on the 8th of February, 2022. The data collection period ended on the 17th of August 2022.

Sample

Analyses of participant data showed that there were no significant differences in overall proportion between responses from the four projects. Consequently, the four sets of responses were merged into an overall dataset for further analysis (Unterfrauner, 2024).

The analysis of the demographic characteristics of the citizens participating in the four projects is based on the data of the pre-questionnaire, in order to give a more comprehensive picture, while, for the comparison of pre-questionnaire and post-questionnaire scores, it was possible to use only complete datasets, i.e. where the respondent had completed both questionnaires.

While the pre-questionnaire was filled in by a total of 1,179 participants, after data cleaning for incomplete responses, the sample was reduced to 737 responses. The post-questionnaire received 301 responses, resulting in an overall response rate of 25.5% and approximately 42% relative to the cleaned data sample. The limited response rate in the second round was likely due to technical constraints, as responses were collected via email rather than directly through the Zooniverse portal, as in the first round. For the analysis of gains, only the portion of the sample with complete datasets—where both the pre- and post-questionnaires were completed—was included.

Demographic characteristics

The analysis of the gender composition indicates that 53% were male, 40% female, 3% preferred not to say and 4% defined themselves as non-binary. In terms of age (c.f. Figure 4) and educational level (cf. Figure 5), participants were quite diverse. About 13% were below the age of 20 and a small fraction, i.e. 1%, were above the age of 80, while the remaining age classes, between 20 and 80 years old, were fairly equally represented in the sample.

A closer look at the composition regarding educational level reveals that the sample is skewed towards higher education degrees, including Bachelor's, Master's and PhDs or other advanced professional degrees. However, people with lower educational degrees also accessed the projects and were able to contribute. Over one-third of the participants had not completed an academic degree.

More than half indicated that they had no professional background in science (52%), 38% had a scientific background and 8% were not totally sure.

A few participants (5%) indicated a visual impairment, which required assistive technology and could not be compensated for with glasses, and about a quarter of all participants indicated that they felt they belonged to a discriminated against group. The discrimination experience is attributed to multiple different factors (c.f. Figure 6), the majority feeling discriminated against for their gender identity and sexual orientation, followed by disability, ethnic group and migration history.

Results

The following section explores engagement levels in terms of the number of classifications and time spent online, as well as participants' changes between the pre- and post-tests. This is followed by a differential analysis of these changes, considering demographic data.

Engagement level

On average, respondents completed 109 classifications (standard deviation: 826; maximum: 24,179classifications) and spent 2.09

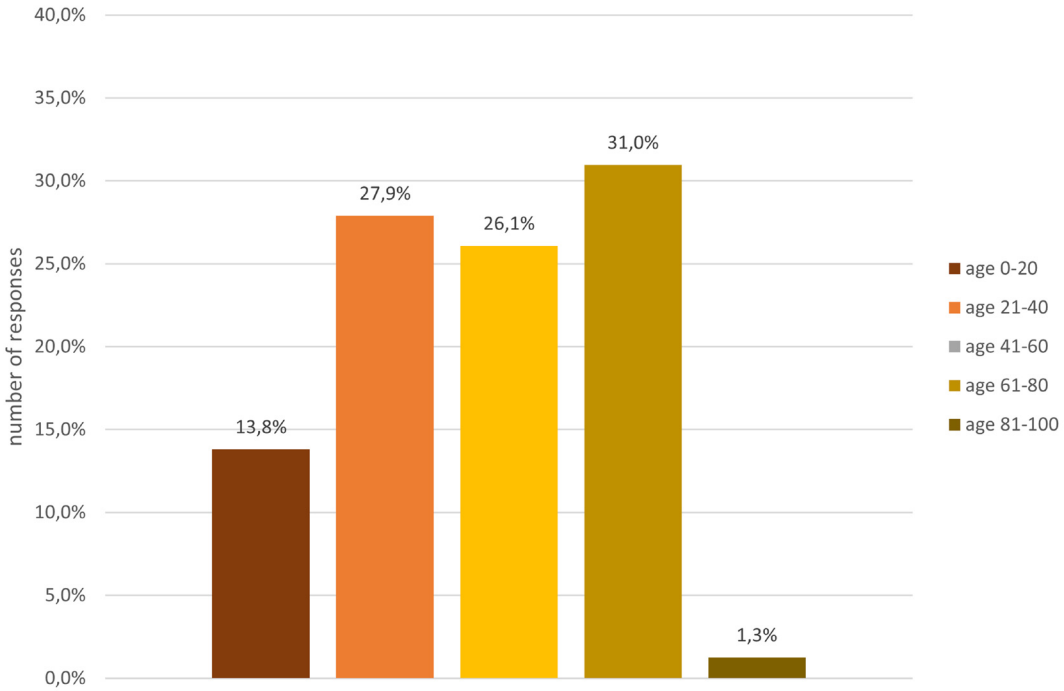

Figure 4. Demographic data - age.

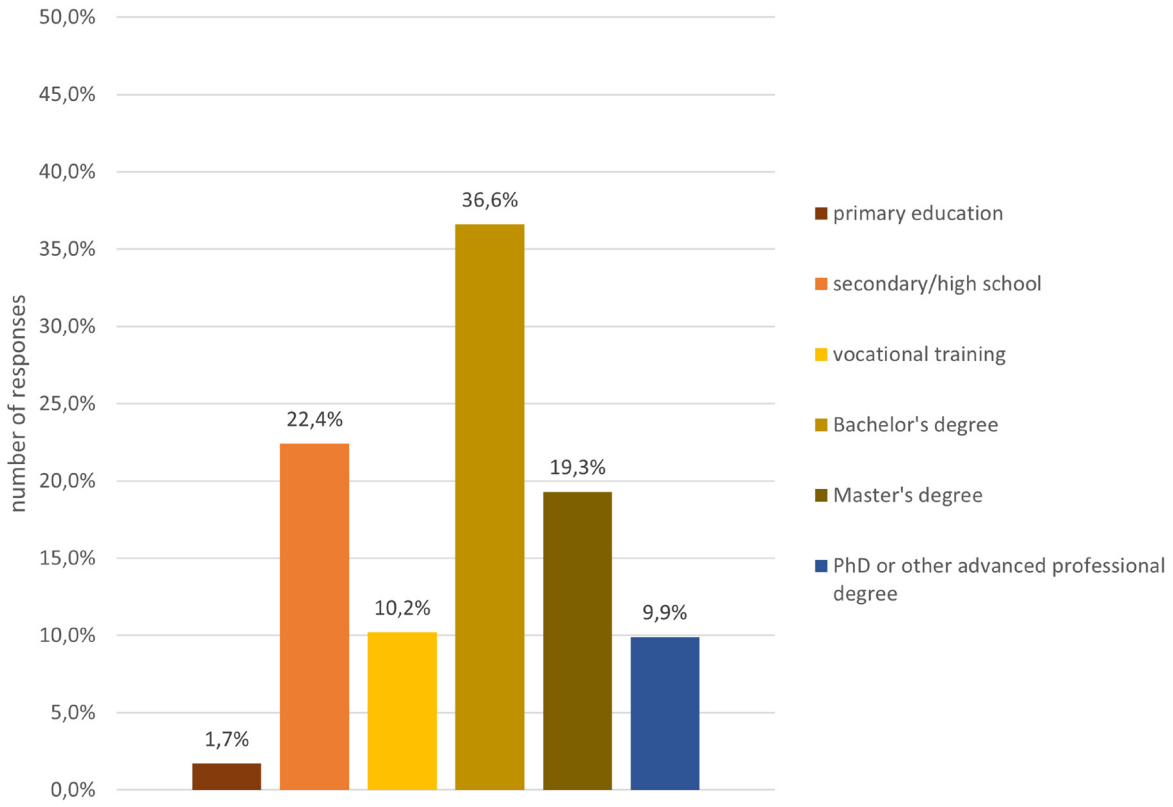

Figure 5. **Demographic data - education.**

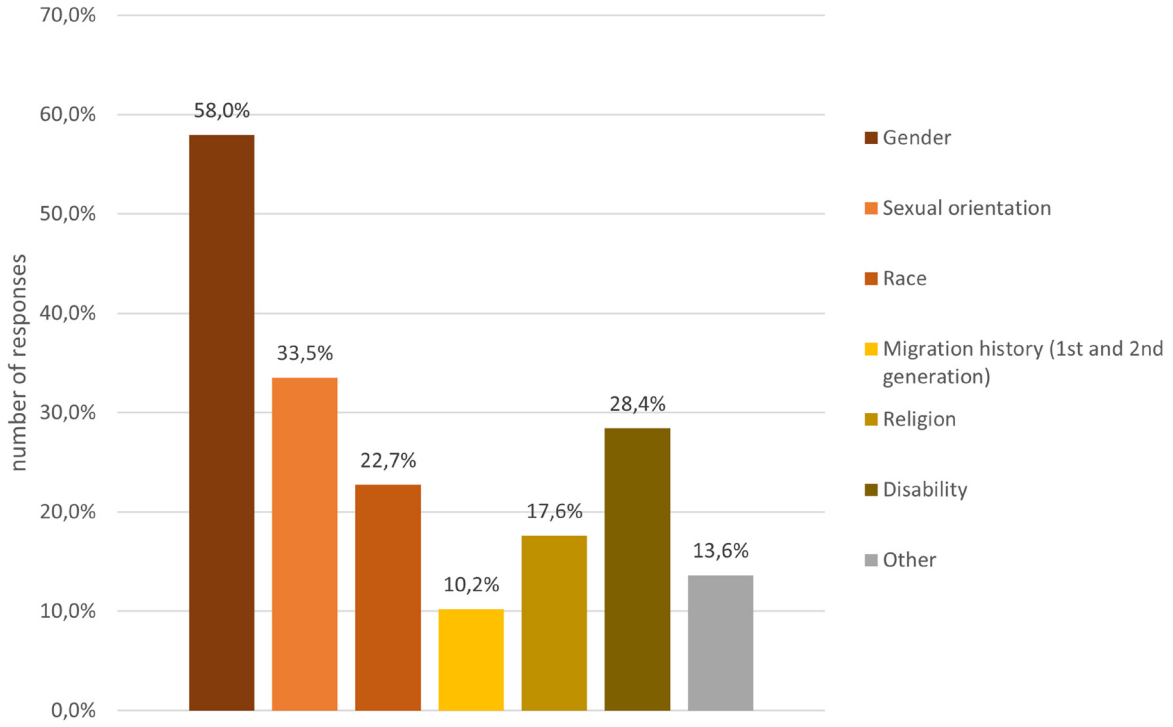

Figure 6. **Demographic data – discrimination experiences.**

hours on the project (standard deviation:14.8 hours; maximum: 160 hours)[11]. The average classification time was 60 seconds (standard deviation: 112 sec; maximum: 595 sec). Thus, engagement levels, measured by the number of classifications and time spent on the Zooniverse projects, varied greatly. The distribution reflects a typical pattern of a few "power users" who completed significantly more classifications than the average participant, alongside a high proportion of participants with minimal classifications and time spent online (c.f. Jackson *et al*., 2024).

When considering medians, the "typical" participant performed only one classification, stayed online for 10 seconds, and spent 3.3 seconds per classification. Given these variations, engagement levels are accounted for in the analysis of participant changes.

The distribution shows a typical pattern of few

Changes in motivation, attitudes, knowledge, self-efficacy, and skills

In the following, we describe the changes resulting from the comparison between pre and post-test scores on the dimensions: attitude, motivation to join, scientific skills, self-efficacy in relation to scientific undertaking, reported scientific knowledge and tested scientific knowledge.

[11] Outliers resulting from inactive behaviour during classifications, those who left the site open in their browser but did not do any classifications during this time, have been excluded in this analysis.

The pre-questionnaire measured the baseline scores before participation in the citizen science projects, which were then compared with scores from the post-questionnaires completed one month after participation. The following table shows the results of the Wilcoxon-tests. The Wilcoxon signed-rank test is a non-parametric statistical test used to compare two related samples or repeated measurements on a single sample to assess whether their population mean ranks differ or as in our case before and after participating in the citizen science projects. For the comparison of groups, Mann-Whitney U-tests were applied. The Mann-Whitney U-test is a non-parametric statistical test used to compare differences between two independent groups when the dependent variable is either ordinal or continuous but not normally distributed.

The first five subscales and resulting scores are based on a 5-point Likert scale, from 1=strongly disagree to 5=strongly agree. In the last subscale on tested knowledge there were three answer options, i.e. 'yes,' 'no,' and 'don't know.' The score on tested knowledge can range between 0 and 1, indicating the ratio of correct answers.

The following overview in Figure 7 shows the average scores (means) per evaluation dimension, both in the pre- and the post-survey (first two columns: PreMean and PostMean) as well as results from the Wilcoxon test for assessing significant differences. (last column).

Across different evaluation dimensions, both significant and non-significant differences were observed. In detail, it is

	PreMean	PostMean	Z	p-values
Attitude	4.29	4.28	14 258.5	.851
Motivation	3.59	3.47	16 028.5	.200
Skills	2.89	3.04	20 347.5	.000*
Self-efficacy	2.37	2.39	12 528	.449
Reported knowledge	3.66	3.84	23 786	.000*
Tested Knowledge	.77	.79	10 466	.002*

*significant differences

Figure 7. Pre and post comparison on different evaluative dimensions.

particularly scientific skills, reported and tested knowledge where participants increase their scores. Their attitude towards science, their motivation to join, and their perceived self-efficacy do not change significantly.

In the following we will investigate more details on subscale level.

Attitude towards science: This subscale comprises nine items, with statements such as "I am interested in learning more about particle physics" or "I enjoy reading about science related topics" (See complete questionnaire in annex).

The attitude towards science in general was already rather high in the beginning (with an average mean of 4.29) and did not change over the course of participation.

Motivation to join: This subscale consists of twelve items and comprises items covering intrinsic and extrinsic motivation. Intrinsic motivation describes an inherent satisfaction for a certain activity, while extrinsic motivation describes a behaviour determined by external rewards or punishments (Ryan & Deci, 2000). Example of items are: "Because I think it's a good thing to do" (intrinsic), "Because I believe in can contribute to scientific research" (extrinsic) and "For the recognition I get from others" (extrinsic).

The motivation to join is on average on a medium level with a score of 3.58, which remains at the same level. A detailed item-level analysis indicates that this is primarily due to intrinsic rather than extrinsic motivation. For instance, participants chose to join because they wanted to spend their spare time doing something useful (item 3b.3, see Annex), or because they enjoyed getting involved in scientific activities (item 3b.4), both reflecting intrinsic motivation. In contrast, fewer participants were motivated by gaining recognition from others (item 3.9) or by connecting with their professional activities (item 3b.6), which are extrinsic motivation factors.

Science Skills: The question block on science skills comprised five statements referring to the citizen science project (e.g. 'I know how to categorise the data in the Deep Sea Explorers project"). As the Wilcoxon-test shows, there is a significant increase in science skills from the pre- to the post-survey. In other words, participants, according to their own ratings, gained scientific skills over the course of their participation in the Zooniverse projects.

Self-efficacy: Four items related to self-efficacy in doing science, i.e. believing in one's own skills in science-related activities, included statements such as 'I think I am pretty good at following instructions for scientific activities' and 'It takes me a long time to understand how to do scientific activities'. Perceived self-efficacy in science-related skills did not improve significantly and remained at a medium level across both time points, with scores averaging around 2.3.

Knowledge: The knowledge block was divided into reported knowledge and tested knowledge, which allowed for a comparison of an objective and subjective level of knowledge in the respective field. In the reported knowledge section (nine items), participants were asked whether they felt confident explaining specific scientific terms, while in the tested knowledge part they had to identify which items were correct and which were incorrect. These 'objective' items comprised statements regarding the purpose of research infrastructures and some statements referring to the specific scientific fields of the individual citizen science project. Participants, both subjectively and objectively, improved their knowledge in the field.

To estimate the significance of change, the effect sizes in case of significant differences in skills, in reported, and tested knowledge have been calculated. The effect sizes range from small to medium effect sizes for skills (r=0.201) and tested knowledge (r=0.183) to medium to large effect size in self-reported knowledge (r=0.387) according to Cohen's criteria (Cohen, 1988).

Demographic analysis of score changes

In the following, the pre- and post-test results are contrasted against the demographic characteristics of the participants, allowing for an analysis from a inclusivity perspective.

Gender differences: Due to the small proportion of people who declared themselves as non-binary and people who preferred not to say (c.f. demographic analysis), the data associated with these were omitted from the following analysis.

No significant differences were found between females and males in their Zooniverse engagement, in terms of number of classifications, time spent per classification, and overall time.

In the pre- and post-questionnaires there are some, albeit marginal, gender differences when means are compared against each other (cf. Figure 8). These differences, with a few exceptions, were no longer found in the post test. In other words, some of the marginal gender gaps were closed in the post-test with respect to attitudes towards science, as well as tested knowledge, while others persisted (science-related skills and self-reported knowledge).

There is an observed tendency of males having higher scores in attitude towards science before and after participation (pre: U=60403, p=.010; post: U=10497, p=.029), to report higher scientific related skills pre and post (pre: U=60431, p=.007; post: U=10145, p=.036) as well as more scientific knowledge (pre: U= 64639.5, p=.000*; post: U=9721, p=.034). However, when tested for significance with Mann-Whitney U-tests and a corrected Bonferroni-Alpha of 0.000, the only significant difference between the two genders remained for self-reported knowledge before participating in the citizen science projects (marked with a *) and were no longer found in the post test. In other words, some of the marginal gender gaps were closed throughout the participation.

Age differences (Overview in Figure 9): Attitude towards science was already high among all age groups in the pre-test

GENDER	Pre Attitude	Post Attitude	Pre Motivation	Post Motivation	Pre Skills	Post Skills
female	4.24	4.20	3.60	3.58	2.84	2.94
male	4.35	4.38	3.56	3.58	3.02	3.16
GENDER	**Pre Self-efficacy**	**Post Self-efficacy**	**Pre Reported Knowledge**	**Post Reported Knowledge**	**Pre Tested Knowledge**	**Post Tested Knowledge**
female	2.38	2.42	3.48	3.75	0.74	0.78
male	2.47	2.38	3.74	3.93	0.77	0.81

Figure 8. **Mean values on different evaluative dimensions by gender.**

AGE	Pre Attitude	Post Attitude	Pre Motivation	Post Motivation	Pre Skills	Post Skills
00-20 (99)	4.30	4.46	3.68	3.69	3.03	3.25
21-40 (200)	4.27	4.17	3.65	3.57	3.02	3.25
41-60 (187)	4.31	4.30	3.55	3.58	2.85	3.02
61-80 (222)	4.32	4.28	3.50	3.54	2.88	2.86
AGE	**Pre Self-efficacy**	**Post Self-efficacy**	**Pre Reported Knowledge**	**Post Reported Knowledge**	**Pre Tested Knowledge**	**Post Tested Knowledge**
00-20 (99)	2.45	2.56	3.49	3.94	0.75	0.78
21-40 (200)	2.50	2.37	3.65	3.83	0.76	0.79
41-60 (187)	2.40	2.54	3.59	3.91	0.75	0.80
61-80 (222)	2.38	2.27	3.67	3.77	0.75	0.80

Figure 9. **Pre and post mean values on different evaluative dimensions by age groups.**

and did not change over time. Motivation to join was slightly higher among the youngest age group (compared to the oldest) both in the pre- and post-test. Perceived science-related skills were also greater among younger participants at both time points, while science-related self-efficacy remained consistent across all age groups. While in the pre-test it was the older age group who felt particularly more confident in explaining scientific terms, younger age groups did catch up over time.

Differences by professional scientific background (Overview in Figure 10): Most differences appeared between people with scientific backgrounds and people without scientific backgrounds.

In the pre-test, the attitude toward science was more positive/higher among people with a scientific background (U= 55935, p=.000*; effect size r=0.201), as well as their perceived self-efficacy (U= 54706; p=.000*; effect size r=0.193) and science-related skills (U=50266, p=.001*; effect size r=0.111 and self-reported knowledge (U=38526, p=.001*; effect size r=0.254). However, these differences disappeared in the post-test. Interestingly, there were no differences in the tested knowledge

SCIENTIFIC BACKGROUND	Pre Attitude	Post Attitude	Pre Motivation	Post Motivation	Pre Skills	Post Skills
scientific background	4.45	4.43	3.60	3.59	3.07	3.11
no scientific background	4.20	4.22	3.56	3.54	2.84	2.94
SCIENTIFIC BACKGROUND	**Pre Self-efficacy**	**Post Self-efficacy**	**Pre Reported Knowledge**	**Post Reported Knowledge**	**Pre Tested Knowledge**	**Post Tested Knowledge**
scientific background	2.61	2.57	3.86	3.96	0.76	0.81
no scientific background	2.34	2.34	3.44	3.74	0.74	0.78

Figure 10. Pre and post comparison of means on different evaluative dimensions by professional background.

and motivation to join. Marginal differences before participation are closed over time and do not differ significantly between people with and without scientific backgrounds anymore after participating in the citizen science projects.

Differences by engagement level: When compared against engagement level (composite indicator of number of categorisations plus total classification time), the only differences appear in the post-questionnaire. Highly engaged people reported more knowledge and a higher motivation to join.

Differences by visual impairment: No significant differences resulted from a comparison of people who reported a visual impairment with people who did not.

Discriminated against group (Overview in Figure 11): This differentiated based on membership of a discriminated against group (for different reasons, such as gender, sexual orientation, race, migration background, etc), revealing only one marginal but significant difference, as the following overview shows.

The motivation to join was higher for people who felt discriminated against both in the pre (U= 54352, p=.004*; effect size=0.117) as well as in the post test (U= 9316, p=.014* ; effect size=0.135). We can hypothesise that they valued the option to participate in such a study more because they may otherwise experience fewer opportunities to do so.

Discussion and conclusion

Citizen science projects face a critical challenge in establishing a unified evaluation standard, hindering effective cross-project comparisons and comprehensive indicators for democratisation in terms of equal representation in citizen science projects (Bonney *et al.*, 2009; Bonney *et al.*, 2014; Jordan *et al.*, 2015). Whether citizen science projects are successful in attracting citizens beyond the 'usual suspects' is essential to showcase the level of inclusion and accessibility of the project. Our study seeks to address this gap by operationalising the gains of citizen scientists from an inclusivity perspective. Furthermore, with our study design we attempt to rectify the limitations of prior studies, such as retrospective analysis, potentially advancing the evolution of evaluation standards in citizen science and to contribute to find out more about people's motivations and gains per group. However, acknowledging certain drawbacks is essential. The research design's limitations stem from the absence of a control group, making it challenging to attribute observed effects solely to participation. Desirability effects and the self-selection bias of highly motivated participants pose potential concerns. The limitations of the data lie in the fact that, as with all voluntary participation, the dataset is limited to only those people who took the time to complete the questionnaire and thus represents a self-selected sample (Bethlehem, 2010). This self-selection process introduces potential biases, as individuals who opt to participate in citizen science projects and engage further by responding to surveys may differ systematically from those who do not. Specifically, these participants are likely to exhibit higher levels of intrinsic motivation, interest in science, or availability of free time, compared to the average participant. Acknowledging this, our findings should be interpreted as reflecting the experiences and benefits of the most engaged subset of citizen scientists rather than the entire participant population. The data might therefore not be fully representative of all participants in the four projects. However, this bias does not negate the value of the study. On the contrary, understanding the gains and motivations of this highly engaged group provides essential insights into how citizen science initiatives can attract and retain participants, as well as how to tailor projects to encourage broader participation. Furthermore,our study incorporates objective knowledge measures, bridging the gap between subjective and objective indicators. The divergent procedures for collecting pre- and post-questionnaire data, though unavoidable due to technical constraints as described above, may have influenced post-questionnaire response rates. The procedure for collecting the information in the pre and post questionnaires was not the same. The fact that the latter was accessed via an email link might have resulted in fewer responses in the post-questionnaire as it implies several hurdles (e.g. changed email address, wrong email address,

DISCRIMINATION	Pre Attitude	Post Attitude	Pre Motivation	Post Motivation	Pre Skills	Post Skills
no discrimination	4.29	4.25	3.55	3.54	2.96	3.04
discrimination	4.35	4.38	3.66	3.70	2.87	3.11
DISCRIMINATION	**Pre Self-efficacy**	**Post Self-efficacy**	**Pre Reported Knowledge**	**Post Reported Knowledge**	**Pre Tested Knowledge**	**Post Tested Knowledge**
no discrimination	2.42	2.38	3.61	3.82	0.75	0.79
discrimination	2.46	2.47	3.65	3.92	0.76	0.80

Figure 11. Pre and post mean values on different evaluative dimensions by discrimination experiences.

email in junk mail etc.) compared to a link that can be accessed directly within the project that citizen scientists were working on, i.e. the Zooniverse projects.

Considering the results and their limitations, our investigation provides insights into participants' benefits and demographic characteristics in citizen science projects.

The first research question reveals positive outcomes, indicating gains in scientific skills and knowledge. While the motivation and attitude toward science remained consistent, our findings align with previous studies, emphasising the transformative potential of citizen science in terms of scientific skill and knowledge gains, even in contributory-focused projects. Obviously, it cannot be ruled out that these gains have been caused by other not-controllable factors. The motivation to join, the attitude towards science and the level of self-efficacy in the science domain does not change over time. This result is similar to other studies (Bela *et al.*, 2016; Richter *et al.*, 2016; Riesch & Potter, 2014; Stepenuck & Green, 2015), which also detected knowledge gains and an evolution of scientific skills. It is remarkable that the citizen science projects that are mostly contributory in nature without a deeper involvement of citizen scientists in different phases of the research process, and thus not in line with the extreme citizen science approach, nevertheless led to an increase in the mentioned dimensions. Even a citizen science project with lower levels of involvement as in this study can have positive impacts on knowledge acquisition and the development of scientific skills.

While skills and knowledge improved, other dimensions did not change. The attitude towards science was already high to begin with, not leaving much room for change. On an item-level, we recognise similar motivational drives as have been reported in other studies (Land-Zandstra *et al.*, 2016; Martin *et al.*, 2016; Silva *et al.*, 2016). People join because they have the desire to contribute to a "greater good," thus merely for intrinsic rather than extrinsic motivation. The desire to contribute to the objectives of an important or interesting project is an attraction factor for citizens and explains why they join the project in the first place. For this reason, the communication of the project's mission, achievements and the scientific contributions of the individual citizen science projects is key in recruiting new volunteers and keeping them involved in the project activities.

The already positive attitude towards science at the beginning suggests that individuals with negative attitudes towards science are likely harder to attract to citizen science projects. The second research question explores inclusivity and accessibility. Despite a skewed participation pattern towards males with scientific backgrounds and higher education degrees, the projects exhibit inclusivity by engaging participants across genders, ages, and educational backgrounds. Notably, individuals with discrimination experiences are particularly motivated to participate, highlighting the potential of citizen science in empowering marginalised groups. Contrary to the ideal of democratising access to research and the production of scientific knowledge for all, participation in citizen science projects often skews towards males with scientific backgrounds and higher educational qualifications (Strasser *et al.*, 2023). Thus, it is important to counteract this pattern of involving solely the 'usual suspects' and to analyse the degree of inclusivity and accessibility in citizen science projects. The analysis of the demographic characteristics shows a slight over-representation of males compared to female participants, by more than 10%. Difficulties in attracting women to science studies is a known phenomenon and has to be interpreted in light of general participation in STEM fields (Science Technology Engineering Mathematics) with rates of females differing considerably between countries. Strasser *et al.* (2023), in their meta-analysis of online citizen science projects with more than 14 million participants over two decades, found that "Most citizen science projects, except for nature sensing, are heavily dominated by men, and the vast majority of participants, male and female, have a background in science" (2023, p.1). Specifically, they found a male overrepresentation, with 52–90% of participants being male and over 60% employed in the field of science and IT. In another study on nature volunteers

(Ganzevoort & van den Born, 2020), nearly 65% has a higher education degree. Compared to these findings in similar (citizen science) initiatives, the 10% difference between male and female participation, and the 38% of participants reporting a background in science, appear almost negligible. Participants with lower educational degrees were also able to access and contribute to the projects. In terms of age, we found quite a balanced sample, with all age groups represented, from the very young, below the age of 20, to elderly people above the age of 80. Again, compared to the meta-analysis of online citizen science projects by Strasser *et al.* (2023), the age pattern in the four citizen science projects differs from comparable projects, where people in school age account for 35% (against 14% in our case) and elderly above the age of 4% (against 32% of elderly in our case). The participation of elderly people might be attributed to the engagement of the research teams in lectures and courses with the elderly in line with the engagement strategy of the projects. A minority have a background in science, which again indicates that the citizen science projects have successfully attracted people beyond the 'usual suspects' (Curtis, 2018). This is further confirmed by the fact that a considerably high proportion of participants feel that they are members of a discriminated against group and a few indicate a visual impairment speaking also for the technical accessibility of the projects. The demographic analysis of the data reveals that people with discrimination experience are particularly motivated to participate in citizen science projects. Taking into account demographic dimensions, it was not possible to identify any groups of people as having benefited less in terms of knowledge acquisition and development of scientific skills.

Our study suggests that citizen science projects, even with limited citizen involvement, can positively impact knowledge acquisition and scientific skill development. The importance of engagement strategies and accessibility efforts is underscored, emphasising the need for a more diverse participant base, including females, individuals with disabilities, and those with lower educational backgrounds.

Future research should delve into sustained participant impacts, refine evaluation methods, and explore demographic influences further. Emphasising engagement strategies and accessibility testing can foster greater inclusivity, fulfilling the democratising potential of citizen science. Understanding the nuanced gains and influencing factors is crucial for advancing scientific engagement in citizen science projects.

Ethics and consent

The consent of participants was given online on the Zooniverse platform. For the analysis of the usage data from Zooniverse (https://www.zooniverse.org/), the REINFORCE participants were informed and protected by the privacy policy statement published on the Zooniverse platform (https://www.zooniverse.org/privacy), which defines the management and handling of the user data. To register on the platform, the REINFORCE participants had to confirm that they agreed with the policy and they were additionally explicitly asked for their consent allowing their user data collected by Zooniverse to be shared with the REINFORCE project. According to the REINFORCE ethical guidelines, only relevant and necessary data was collected, stored, and analysed.

The Reinforce project underwent an ethics check during grant preparation and as a result dedicated a Work Package to ethics requirements with respective reports and detailed description of ethics processes (POPD, and H Requirement). Additionally, the project provided an ethics handbook comprising a project information sheet, consent sheets, and detailed description of all ethics procedures. The ethics procedures were positively evaluated during project monitoring.

Data availability

Underlying data

Zenodo: Pre-Post Questionnaire results of all four demonstrators. https://doi.org/10.5281/zenodo.10728044 (Unterfrauner, 2024).

Extended data

Zenodo: Pre Survey for Zooniverse GWitchHunters https://doi.org/10.5281/zenodo.11499542 (Unterfrauner & Fabian, 2024)

Data are available under the terms of the Creative Commons Attribution 4.0 International license (CC-BY 4.0).

Acknowledgements

We want to thank all citizen scientists who contributed to the four projects and our REINFORCE colleagues.

References

Bela G, Peltola T, Young JC, *et al.*: **Learning and the transformative potential of Citizen Science.** *Conserv Biol.* 2016; **30**(5): 990–999.
PubMed Abstract | **Publisher Full Text**

Bethlehem J: **Selection bias in web surveys.** *Int Stat Rev.* 2010; **78**(2): 161–188.
Publisher Full Text

Bonney R, Cooper CB, Dickinson J, *et al.*: **Citizen science: a developing tool for expanding science knowledge and scientific literacy**. *BioScience.* 2009; **59**(11): 977–984.
Publisher Full Text

Bonney R, Phillips TB, Ballard HL, *et al.*: **Can citizen science enhance public understanding of science?** *Public Underst Sci.* 2016; **25**(1): 2–16.
PubMed Abstract | **Publisher Full Text**

Bonney R, Shirk JL, Phillips TB, *et al.*: **Citizen science. Next steps for citizen science.** *Science.* 2014; **343**(6178): 1436–1437.
PubMed Abstract | **Publisher Full Text**

Chiaravalloti RM, Skarlatidou A, Hoyte S, *et al.*: **Extreme citizen science: lessons learned from initiatives around the globe.** *Conserv Sci Pract.* 2022; **4**(2): e577.
Publisher Full Text

Cohen J: **Statistical power analysis for the behavioral sciences (2nd ed.).**

New York. Routlegde, 1988.
Publisher Full Text

Cox J, Oh EY, Simmons B, *et al.*: **Defining and measuring success in online citizen science: a case study of zooniverse projects.** *Comput Sci Eng*. 2015; **17**(4): 28–41.
Publisher Full Text

Crall AW: **Developing and evaluating a national citizen science program for invasive species.** *Dissertation Abstracts International.* 2010; **71**(10).

Crall AW, Jordan R, Holfelder K, *et al.*: **The impacts of an invasive species citizen science training program on participant attitudes, behavior, and science literacy.** *Public Underst Sci.* 2013; **22**(6): 745–764.
PubMed Abstract | **Publisher Full Text**

Curtis V: **Who takes part in online citizen science?** *Online Citizen Science and the Widening of Academia: Distributed Engagement with Research and Knowledge Production.* 2018; 45–68.
Publisher Full Text

Dekramanjian B, Bartumeus F, Kampen H, *et al.*: **Demographic and motivational differences between participants in analog and digital citizen science projects for monitoring mosquitoes.** *Sci Rep.* 2023; **13**(1): 12384.
PubMed Abstract | **Publisher Full Text** | **Free Full Text**

Delfanti A: **Users and peers. From citizen science to P2P science.** *J Sci Commun.* 2010; **9**(1).
Publisher Full Text

Depper A: **Planet hunters, zooniverse evaluation report**. University of Oxford, 2019.
Reference Source

Diaz Merced WL: **Sound for the exploration of space physics data**. PhD thesis, University of Glasgow, 2013.
Reference Source

Dunn EH, Francis CM, Blancher PJ, *et al.*: **Enhancing the scientific value of the Christmas Bird count.** *The Auk.* 2005; **122**(1): 338–346.
Publisher Full Text

Fovino LGN, Zanella A, Grassi M: **Evaluation of the effectiveness of sonification for time-series data exploration.** *Astron J.* 2024; **167**: 150.
Publisher Full Text

Ganzevoort W, van den Born R: **Understanding citizens' action for nature: the profile, motivations and experiences of Dutch nature volunteers.** *J Nat Conserv.* Citizen science in environmental and ecological sciences Nature Reviews Methods Primers, 2020; **55**: 125824.
Publisher Full Text

Giardullo P, Neresini F, Marín-González E, *et al.*: **Citizen science and participatory science communication: an empirically informed discussion connecting research and theory.** *J Sci Commun.* 2023; **22**(2): A01.
Publisher Full Text

Gommerman L, Monroe MC: **Lessons learned from evaluations of citizen science programs**. Gainesville, FL: School of Forest Resources and Conservation, Florida Cooperative Extension Service, Institute of Food and Agricultural Sciences, University of Florida, 2012.
Publisher Full Text

Haklay M: **Citizen science and policy: a European perspective. Case study series nº 4**. Washington DC, The Woodrow Wilson Center, 2015.
Reference Source

Hecker S, Haklay M, Bowser A, *et al.*: **Citizen science: innovation in open science.** *Society and Policy.* UCL Press, 2018.
Publisher Full Text

Heigl F, Kieslinger B, Paul TK, *et al.*: **Opinion: toward an international definition of citizen science.** *Proc Natl Acad Sci U S A.* 2019; **116**(17): 8089–8092.
PubMed Abstract | **Publisher Full Text** | **Free Full Text**

Herzog L, Lepenies R: **Citizen science in deliberative systems: participation, epistemic injustice, and civic empowerment.** *Minerva.* 2022; **60**(4): 489–508.
PubMed Abstract | **Publisher Full Text** | **Free Full Text**

Jackson C, Dowthwaite L, Jeong E, *et al.*: **Unleashing the power of the zooniverse: the 2021 survey of volunteers.** *SSRN Electronic Journal.* 2024.
Publisher Full Text

Jordan RC, Ballard HL, Phillips TB: **Key issues and new approaches for evaluating citizen-science learning outcomes.** *Front Ecol Environ.* 2012; **10**(6): 307–309.
Publisher Full Text

Jordan R, Crall A, Gray S, *et al.*: **Citizen science as a distinct field of inquiry.** *Bioscience.* 2015; **65**(2): 208–211.
Publisher Full Text

Kieslinger B, Schäfer T, Heigl F, *et al.*: **The challenge of evaluation: an open framework for evaluating citizen science activities.** *SocArXiv.* 2017.
Publisher Full Text

Kurz B, Kubek D: **Social impact navigator.** *Phineo.* 2016.
Reference Source

Land-Zandstra AM, van Beusekom MM, Koppeschaar CE, *et al.*: **Motivation and learning impact of dutch flu-trackers.** *JCOM J Sci Commun.* 2016; **15**(01): A04.
Publisher Full Text

Levine G, Parkinson S: **Experimental methods in psychology**. Psychology Press, 2014.
Publisher Full Text

Martin V, Christidis L, Lloyd D, *et al.*: **Understanding drivers, barriers and information sources for public participation in marine citizen science.** *JCOM J Sci Commun.* 2016; **15**(2): A02.
Publisher Full Text

Masters K, Oh EY, Cox J, *et al.*: **Science learning via participation in online citizen science.** *Journal of Science Communication.* 2016; **15**(3): A07.
Publisher Full Text

Medici A, Braga G, Reggio P, *et al.*: **Evaluation methodology [ComeIn report]**. 2010.

Nov O, Arazy O, Anderson D: **Dusting for science: motivation and participation of digital citizen science volunteers**. In: *Proceedings of the 2011 iConference*. 2011; 68–74.
Publisher Full Text

Nov O, Arazy O, Anderson D: **Scientists@Home: what drives the quantity and quality of online citizen science participation?** *PLoS One.* 2014; **9**(4): e90375.
PubMed Abstract | **Publisher Full Text** | **Free Full Text**

Ockenden N: **Volunteering in the natural outdoors in the UK and Ireland: a literature review**. London: Institute for Volunteering Research, 2007.
Reference Source

Paleco C, García Peter S, Salas Seoane N, *et al.*: **Inclusiveness and diversity in citizen science. The science of citizen science**. Springer, Cham, 2021; 261–281.
Publisher Full Text

Pandya R, Dibner KA, National Academies of Sciences Engineering and Medicine (U.S.): **Committee on designing citizen science to support science learning. Learning through citizen science: enhancing opportunities by design**. Washington, DC: The National Academies Press, 2018.
PubMed Abstract | **Publisher Full Text**

Peters MA, Besley T: **Citizen science and post-normal science in a post-truth era: democratising knowledge; socialising responsibility.** In: *Educ Philos Theory.* Taylor & Francis, 2019; **51**(13): 1293–1303.
Publisher Full Text

Peter M, Diekötter T, Kremer K: **Participant outcomes of biodiversity citizen science projects: a systematic literature review.** *Sustainability.* 2019; **11**(10): 2780.
Publisher Full Text

Phillips TB, Ferguson M, Minarchek M, *et al.*: **User's guide for measuring learning outcomes in citizen science.** Cornell Lab of Ornithology, 2014.

Phillips T, Porticella N, Constas M, *et al.*: **A framework for articulating and measuring individual learning outcomes from participation in citizen science.** *Citiz Sci.* 2018; **3**(2): 3.
Publisher Full Text

Prüfer P, Rexroth M: **Kognitive interviews.** 2005.
Reference Source

Reynolds C, Oakden L, West S, *et al.*: **Citizen science and food: a review.** 2021; 2023.
Reference Source

Richter A, Turrini T, Ulbrich K, *et al.*: **Citizen science – Möglichkeiten in der Umweltbildung.** *Nachhaltigkeit erfahren. Engagement als Schlüssel einer Bildung für nachhaltige Entwicklung*. (eds A. Bittner, T. Pyhel & V. Bischoff). Oekom Verlag, 2016.
Reference Source

Riesch H, Potter C: **Citizen science as seen by scientists: methodological, epistemological and ethical dimensions.** *Public Underst Sci.* 2014; **23**(1): 107–120.
PubMed Abstract | **Publisher Full Text**

Robinson LD, Cawthray JL, West SE, *et al.*: **Ten principles of citizen science.** In: *Citizen Science: Innovation in Open Science, Society and Policy.* UCL Press, 2018; 27–40.
Publisher Full Text

Rowland K: **Citizen science goes 'extreme'.** *Nature.* 2012.
Publisher Full Text

Ryan RM, Deci EL: **Self-determination theory and the facilitation of intrinsic motivation, social development, and well-being.** *Am Psychol.* 2000; **55**(1): 68–78.
PubMed Abstract | **Publisher Full Text**

Ryan R, Kaplan R, Grese R: **Predicting volunteer commitment in environmental stewardship programmes.** *J Environ Plan Manag.* 2001; **44**(5): 629–648.
Publisher Full Text

Schäfer T, Kieslinger B, Fabian CM: **Citizen-Based air quality monitoring: the impact on individual citizen scientists and how to leverage the benefits to affect whole regions.** *Citiz Sci.* 2020; **5**(1): 1–12.
Publisher Full Text

Shirk JL, Bonney R: **Scientific impacts and innovations of citizen science.** UCL Press, 2018.
Publisher Full Text

Silva C, Monteiro AJ, Manahl C, *et al.*: **Cell spotting: educational and motivational outcomes of cell biology citizen science project in the classroom.** *J Sci Commun.* 2016; **15**(1): A02.
Publisher Full Text

Skrip MM: **Crafting and evaluating broader impact activities: a theory-based guide for scientists.** *Front Ecol Environ.* 2015; **13**(5): 273–279.
Publisher Full Text

Stepenuck KF, Green LT: **Individual-and community-level impacts of volunteer environmental monitoring: a synthesis of peer-reviewed literature.** *Ecol Soc.* 2015; **20**(3): 19.
Publisher Full Text

Strasser BJ, Tancoigne E, Baudry J, *et al.*: **Quantifying online citizen science: dynamics and demographics of public participation in science.** *PLoS One.* 2023; **18**(11): e0293289.
PubMed Abstract | **Publisher Full Text** | **Free Full Text**

Sutcliffe H: **A report on responsible research and innovation for the European Commission.** 2011.
Reference Source

Trayford JW, Harrison CM: In: *28th International Conference on Auditory Display (ICAD 2023) 26-30 June 2023.* Norrköping, Sweden, 2023; 249–256.
Reference Source

Trayford JW, Harrison CM, Hinz RC, *et al.*: **Inspecting spectra with sound: proof-of-concept & extension to datacubes**. arXiv preprint; submitted to RASTI, 2023.
Publisher Full Text

Tucker Brown J, Harrison CM, Zanella A, *et al.*: **Evaluating the efficacy of sonification for signal detection in univariate, evenly sampled light curves using astronify.** *Mon Not R Astron Soc.* 2022; **516**(4): 5674–5683.
Publisher Full Text

Unterfrauner E: **Pre-Post questionnaire results of all four demonstrators.** *Zenodo*. 2024.
Publisher Full Text

Unterfrauner E, Fabian CM: **Pre Survey for Zooniverse GWitchHunters.** *Zenodo*. 2024.
Publisher Full Text

West S, Pateman R: **How could citizen science support the sustainable development goals?** Stockholm: Stockholm Environment Institute, 2017.
Reference Source

Wickson F, Carew AL: **Quality criteria and indicators for responsible research and innovation: learning from transdisciplinarity.** *J Respon Innov.* 2014; **1**(3): 254–273.
Publisher Full Text

Wiggins A, Crowston K: **Surveying the citizen science landscape**. *First Monday.* 2015; **20**(1).
Publisher Full Text

Woosnam KM, Strzelecka M, Nisbett GS, *et al.*: **Examining millennials'global citizenship attitudes and behavioral intentions to engage in environmental volunteering.** *Sustainability.* 2019; **11**(8): 2324.
Publisher Full Text

Zanella A, Harrison CM, Lenzi S, *et al.*: **Sonification and sound design for astronomy research, education and public engagement.** *Nat Astron.* 2022; **6**: 1241–1248.
Publisher Full Text

Open Peer Review

Current Peer Review Status: ✔ ? ✔ ?

Version 3

Reviewer Report 20 January 2025

https://doi.org/10.21956/openreseurope.20849.r49741

© **2025 Padilla-Pozo Á.** This is an open access peer review report distributed under the terms of the Creative Commons Attribution License, which permits unrestricted use, distribution, and reproduction in any medium, provided the original work is properly cited.

✔

Álvaro Padilla-Pozo
Sociology, Cornell University, Ithaca, New York, USA

The authors have addressed most of my previous comments. The quality of the manuscript has improved substantively.

Competing Interests: No competing interests were disclosed.

Reviewer Expertise: Sociology; Demography; Citizen Science; Statistics

I confirm that I have read this submission and believe that I have an appropriate level of expertise to confirm that it is of an acceptable scientific standard.

Version 2

Reviewer Report 08 November 2024

https://doi.org/10.21956/openreseurope.20093.r45161

© **2024 Wu Y.** This is an open access peer review report distributed under the terms of the Creative Commons Attribution License, which permits unrestricted use, distribution, and reproduction in any medium, provided the original work is properly cited.

?

Yaqian Wu
UCL, London, UK

Thank you for the opportunity to read this paper—it attempts to explore citizen science through the lens of democratisation, which is a timely and important topic. As someone familiar with the field of citizen science but not directly acquainted with your specific research background, I find

your approach to democratisation intriguing, with a notable emphasis on inclusivity and representation within citizen science projects. The scope of this paper demonstrates a valuable commitment to addressing some of the broader societal benefits and challenges associated with public engagement in science.

I have a few suggestions that could further enhance the clarity and impact of your work. I found some points a bit difficult to follow, particularly regarding how the theme of democratisation is structured and linked across different sections.

In particular, the title and abstract set an expectation for insights on democratisation, yet some sections appear to focus more on general citizen science participation rather than directly examining democratisation, with a stronger emphasis on inclusivity.

It might be helpful to provide additional specific context on democratisation—such as explicitly conceptualising its meaning within your framework—which could create a more compelling narrative, aiding readers in understanding your perspective on the relationship between inclusivity, representative participation, and democratisation. I recall that during my PhD, I also explored democratisation within the context of citizen science, outlining the relationship between citizen science and scientific democratisation. I began by defining democratisation, highlighting that my study would focus on aspects relevant to scientific democratisation, and then examined the various aspects of citizen science from this angle.

In your paper, you could consider a similar approach, linking each section back to these definitions, which would clarify how democratisation is represented and assessed within each project, while also preparing readers for the content in the methods section.

Furthermore, providing a detailed explanation of why the selected case studies (such as astrophysics and particle physics projects) were chosen and how they exemplify your research questions would make the selection criteria clearer to readers.

In the “Assessing Benefits for Citizen Scientists” section, the discussion begins with project characteristics but does not immediately connect these characteristics to how they benefit citizen scientists themselves within the context of democratisation.

For a more structured revision, you might consider the following approach:

1. **Clarify and Frame Democratisation:** Start with a strong conceptualisation of democratisation in citizen science, making clear distinctions between inclusion and representation. Consider tying this directly to your research questions to set up a focused exploration.
2. **Strengthen Section Connections:** Ensure each section ties back to the central theme by adding brief summaries that clarify how they contribute to the broader discussion of democratisation.
3. **Case Study Justification:** Explain why specific projects were selected as case studies and how they contribute unique insights into the theme of democratisation.
4. **Results and Analysis Alignment:** Align the results more closely with the elements of democratisation set out in the introduction, particularly to show how data limitations impact findings in this context.

Certainly, you might also consider an alternative approach, as your current paper seems to focus

extensively on the theme of "participant inclusivity." You could consider reframing the paper around a topic like "An Analysis of Participant Inclusivity in Citizen Science Projects in Advanced Physics Research." This would not only support the argument that these four projects are representative for exploring this subject but would also help readers better understand the participant characteristic data presented in the paper.

Additionally, the rationale for using the logic model rather than more traditional citizen science evaluation models could be strengthened. For instance, other citizen science evaluation models typically consider not only the assessment of participants but also the scientific validity of data and societal impacts. In contrast, the logic model allows a more focused assessment of participant inclusivity, facilitating a more comprehensive analysis of this aspect. This type of reasoning could be elaborated to reinforce the suitability of the chosen model.

Some reading materials might help this revision:
1) Strasser B et al. (2018 [Ref - 1]) https://infoscience.epfl.ch/entities/publication/07e31c68-e16c-4000-9543-fe47c5ba7859

2) Mueller M et al. (2012 [Ref - 2]) https://democracyeducationjournal.org/home/vol20/iss1/2/

Overall, I appreciate the insights this paper brings and look forward to seeing how it evolves with these additions!

References
1. Strasser B, Baudry J, Mahr D, Sanchez G, et al.: "Citizen Science"? Rethinking Science and Public Participation. *Science & Technology Studies*. 2018. 52-76 Publisher Full Text
2. Mueller M, Tippins D, Bryan L: The Future of Citizen Science. *Democracy and Education*. 2012; **20** (1). Reference Source

Is the work clearly and accurately presented and does it engage with the current literature?
Partly

Is the study design appropriate and is the work technically sound?
Partly

Are sufficient details of methods and analysis provided to allow replication by others?
Partly

Are all the source data and materials underlying the results available?
Yes

If applicable, is the statistical analysis and its interpretation appropriate?
Partly

Are the conclusions drawn adequately supported by the results?
Partly

Competing Interests: No competing interests were disclosed.

Reviewer Expertise: I am a researcher specialising in citizen science, with a particular focus on water-related projects that contribute to monitoring Sustainable Development Goal 6 (SDG 6). Since 2018, I have evaluated over 30 such projects across China and the UK. Building on my educational background, my recent research has expanded to include the evaluation of projects related to SDG 15, and I have begun collaborating with CODATA to collect data on citizen science projects across Asia related to the SDGs.

I confirm that I have read this submission and believe that I have an appropriate level of expertise to confirm that it is of an acceptable scientific standard, however I have significant reservations, as outlined above.

Author Response 23 Dec 2024

Elisabeth Unterfrauner

Dear Reviewer, Thank you very much for your thoughtful and constructive comments, which have greatly contributed to improving the clarity and focus of our paper. In response to your suggestions, we have made several key revisions:

1. **Title Adjustment**: We have adapted the title to reflect a clearer emphasis on inclusiveness and representation, as these are the primary dimensions investigated in our study. As you rightly pointed out, our analysis focuses less on the broader concept of democratisation and more on specific aspects of inclusivity and participant representation. The revised title better aligns with the paper's scope and content.
2. **Clarification of the Logic Model**: We have now explicitly clarified the rationale for using the logic model and its relevance to our focus on inclusiveness. Specifically, we note that while the logic model also facilitates the measurement of outcomes on the researchers' side, this aspect is outside the scope of our study. This distinction has been highlighted to ensure readers understand why our study centers on participant-level inclusivity and representation rather than other dimensions of citizen science evaluation.

We appreciate your insights and the references provided, which have helped us refine our approach and improve the alignment between the paper's content and its framing. Thank you once again for your valuable feedback. We hope the revised manuscript addresses your comments effectively. Kind regards, Elisabeth Unterfrauner

Competing Interests: No competing interests were disclosed.

Author Response 07 Jan 2025

Elisabeth Unterfrauner

Dear Reviewer, Thank you very much for your thoughtful and constructive comments, which have greatly contributed to improving the clarity and focus of our paper. In response to your suggestions, we have made several key revisions:

1. **Title Adjustment**: We have adapted the title to reflect a clearer emphasis on inclusiveness and representation, as these are the primary dimensions investigated in our study. As you rightly pointed out, our analysis focuses less on the broader

concept of democratisation and more on specific aspects of inclusivity and participant representation. The revised title better aligns with the paper's scope and content.

2. **Clarification of the Logic Model**: We have now explicitly clarified the rationale for using the logic model and its relevance to our focus on inclusiveness. Specifically, we note that while the logic model also facilitates the measurement of outcomes on the researchers' side, this aspect is outside the scope of our study. This distinction has been highlighted to ensure readers understand why our study centers on participant-level inclusivity and representation rather than other dimensions of citizen science evaluation.

We appreciate your insights and the references provided, which have helped us refine our approach and improve the alignment between the paper's content and its framing. Thank you once again for your valuable feedback. We hope the revised manuscript addresses your comments effectively. Kind regards,
Elisabeth Unterfrauner

Competing Interests: No competing interests were disclosed.

Reviewer Report 21 October 2024

https://doi.org/10.21956/openreseurope.20093.r45160

© **2024 Padilla-Pozo Á.** This is an open access peer review report distributed under the terms of the Creative Commons Attribution License, which permits unrestricted use, distribution, and reproduction in any medium, provided the original work is properly cited.



Álvaro Padilla-Pozo
Sociology, Cornell University, Ithaca, New York, USA

This paper attempts to answer two important questions in citizen science: what do citizen scientists gain from participating in citizen science?; and are those gains equally distributed across sociodemographic groups? The paper is well motivated and makes a compelling case about why this is something we should care about if we want science to be inclusive and beneficial for everyone. However, as it stands, the paper suffers from various methodological limitations that restrain the extent to which the authors can answer their research questions rigorously.

Below, I outline several comments and suggestions that I think the authors should address in future iterations of their manuscript.

1. There may be a typo in the last paragraph of the introduction. "Our understanding of who volunteers in scientific endeavors are and what motivates them to participate remains limited". I believe the "are" could be mistake

2. The authors may want to engage with some of the recent literature about demographic and motivational differences in citizen science, e.g. Dekramanjian et al. 2023.

3. Potential typo. "Whether citizen science initiatives do persist inequalities between more privileged and less privileged people has been investigated in previous studies relying on demographic data of participants, in terms of age, gender, educational background, etc." I believe the authors mean perpetuate and not persist. This sentence would benefit from some clarification.

4. I believe this sentence needs to be rephrased to improve its clarity. "How to increase the accessibility of citizen science projects, strategies to promote inclusion are being discussed and researched by groups such as the European Citizen Science Association (ECSA) with its working group on Empowerment, inclusiveness, and equity"

5. Overall, the paper would benefit from explicitly introducing their research questions in the introduction.

6. The authors should justify their choice of Zooniverse as a study case. In addition, the authors should discuss the extent to which we may expect the pool of citizen scientists in Zooniverse to be similar or different to other projects, especially since the tasks of their citizen scientists seem to imply a level of difficulty higher than average (compare it to, for example, taking a picture of a constellation, or recording the sound of a bird).

7. It is misleading to call this a "pre-post" study design. This type of language suggests causality, which is hard to get at with the current structure of the study. First, there is no clear "treatment". For example, some people may have participated more than others (different treatments). Also, we cannot grant that the changes in the measurements of choice were due to taking the treatment or any other reason. Further, there is no "control" group, in fact, everyone is treated. These are all acknowledge by the authors to some extent.

The study design is longitudinal, i.e., two waves of data collection where respondents are "followed" over time. This is useful and novel in itself--it has an edge over other studies inquiring into the composition of citizen science projects and the potential heterogeneous distribution of their gains across sociodemographic groups cross-sectionally. I believe the description of the design should change to better reflect its structure.

8. The methods section needs some structural changes. The discussion about the time frame of the study (beginning "pre" and end "post"), how people were recruited, scales that form each dependent variable, and response rates should all be a part of the methods section and not the results. The methods section should also include the sample size of the first and second wave of data collection, and discuss reasons for a 25.5% response rate. This would help readers to interpret the results from the beginning.

9. Authors should clarify their "sampling" or recruitment method for this study. Was everyone that signed up to participate in each of the selected Zooniverse projects eligible for this study? What percentage of their participant pool opted into this study?

10. Similarly, the authors should clarify what "pre" exactly means. Were surveys delivered to people as soon as they signed up to participate in each project?

11. It is unclear whether the sampling strategy across Zooniverse projects resulted in differences across data quality that the authors should account for. If there were indeed differences, the

authors should not merge their data or should model it in a way that accounts for its source (e.g., multivariate models with dummy variables for each project, and joint hypothesis testing). In the results section, the authors state that: "Analyses of participant data showed that there were no significant differences in overall proportion between responses from the four projects. Consequently, the four sets of responses were merged into an overall dataset for further analysis". However, in the discussion section, the authors state that: "The divergent procedures for collecting pre- and post-questionnaire data, though unavoidable due to technical constraints as described above, may have influenced post-questionnaire response rates. The procedure for collecting the information in the pre and post questionnaires was not the same. The fact that the latter was accessed via an email link might have resulted in fewer responses in the post-questionnaire as it implies several hurdles (e.g. changed email address, wrong email address, email in junk mail etc.) compared to a link that can be accessed directly within the project that citizen scientists were working on, i.e. the Zooniverse projects.". This is confusing.

12. The methods and discussion section would benefit from a thorough examination about how the authors expect selection into the data to impact their results. In the discussion section, the authors state that: "The limitations of the data lie in the fact that, as with all voluntary participation, the dataset is limited to only those people who took the time to complete the questionnaire and thus represents a self-selected sample (Bethlehem, 2010). The data might therefore not be fully representative of all participants in the four projects. "

We know that there is "selection" in who decides to participate in citizen science in the first place. We may then think about the people who decided to complete this extra survey as the most "selected" of the pool of citizen scientists. The authors should discuss how one may expect this group to be different from the "average" participant of the projects. That said, I agree with the authors that their sample is nevertheless informative, and their study is important.

13. It is hard to draw firm conclusions about citizen scientists' gains from participating in these projects given the current study design. The drop in sample size between waves was very substantive (loss of 74.5% of sample), and we do not know if the data for wave two were missing at random--this is very unlikely. The authors need to provide a comparison of the sociodemographic composition of the sample in waves 1 and 2. If wave 2 is substantively different from wave 1, their conclusions would be compromised and the authors should re-weight their data. One efficient way of doing this would be by using inverse probability weighting [2].

14. The authors say that the survey was filled by 1,179 people, yet, the graphs they include about the age and education distribution of the sample show smaller (and different) sample sizes. This makes the overall sample size of the study unclear. The authors should also have a consistent sample size across their comparisons (they could do a "complete case" analysis).

15. "On average, the respondents made 109 classifications (with a standard deviation of 826 and a maximum of 24,179 (!!) classifications) and spent 2.09 hours on the project (standard deviation of 14.8 hours and a maximum of 160 hours)[11]. The average classification time was 60 seconds (with a standard deviation of 112 sec and a max of 595 sec)".

These descriptions suggest highly skewed distributions, in which case the median classifications, time spent, and classification time, would be more appropriate measures of centrality of each variable than the mean.

16. The authors need to discuss their choice of one month as their time for wave two (this should be a part of the methods section). Should we expect people to substantively improve their knowledge on an area after a month of participating (especially when the authors report that the average time spent on the project was 2.09 hours)?

17. Authors should discuss whether the significant changes they see are substantive (in terms of size). For example, based on their results, if we were to test someone with a hundred questions about their knowledge on the second wave, we'd expect them to answer two more correct than on the first wave. Is this substantive? Similarly, the changes on the 1-5 scales (skills and reported knowledge) see an improvement of ~.15 points, which would be the equivalent of a .03% increase on a 1-5 scale. What does this all really mean?

It is surprising (and promising!) that there are any signs of improvement in such a short time window at all (especially given average time of participation). If possible, the authors may want to test a different time window (like a year), if not, they may want to discuss if they expect this trend to continue in the future.

18. I would suggest reformatting Figures 8 and 9 to improve legibility and comprehension. As they stand, readers must calculate between group differences in wave 1 and wave 2 and assess whether they are substantive. Authors may chose to display, for example, the gender differences in each item instead of the value for men and women. They could have the full table on an appendix.

19. “In other words, some of the marginal gender gaps were closed in the post-test with respect to attitudes towards science, as well as tested knowledge, while others persisted (science-related skills and self-reported knowledge).”

Again, it's important that authors discuss which differences are substantive. Statistical significance is not a sign of substantiveness.

References

1. Dekramanjian B, Bartumeus F, Kampen H, Palmer JRB, et al.: Demographic and motivational differences between participants in analog and digital citizen science projects for monitoring mosquitoes.*Sci Rep*. 2023; **13** (1): 12384 PubMed Abstract | Publisher Full Text
2. Seaman SR, White IR: Review of inverse probability weighting for dealing with missing data.*Stat Methods Med Res*. 2013; **22** (3): 278-95 PubMed Abstract | Publisher Full Text

Is the work clearly and accurately presented and does it engage with the current literature?

Partly

Is the study design appropriate and is the work technically sound?

No

Are sufficient details of methods and analysis provided to allow replication by others?

Partly

Are all the source data and materials underlying the results available?
Yes

If applicable, is the statistical analysis and its interpretation appropriate?
No

Are the conclusions drawn adequately supported by the results?
No

Competing Interests: No competing interests were disclosed.

Reviewer Expertise: Sociology; Demography; Citizen Science; Statistics

I confirm that I have read this submission and believe that I have an appropriate level of expertise to state that I do not consider it to be of an acceptable scientific standard, for reasons outlined above.

Author Response 23 Dec 2024

Elisabeth Unterfrauner

Dear reviewer, Thank you very much for your thoughtful recommendations and suggestions to improve the article. We greatly appreciate the time and effort you have invested in reviewing our work. In the following, we provide a detailed response to each of your comments, addressing them in the same order as presented in your review. Most of the issues raised have been addressed in the revised manuscript. However, there are some instances where we respectfully disagree or where the points raised were already addressed in the version you reviewed. These have been clarified in our responses below. Thank you again for your constructive feedback, which has helped us enhance the quality of the manuscript and to revise the paper in a next version. Kind regards,
Elisabeth Unterfrauner

1. We have corrected the typo.
2. We have added a reference to Dekramanjian et al. (2023) in the section regarding motivations to participate in the introduction.
3. Typo has been corrected.
4. We have rephrased the sentence.
5. We have introduced the research questions earlier as suggested and have added information on the structure of the paper to enhance the logical flow.
6. Thank you for highlighting this point. We have now made our justification for choosing Zooniverse as a study case more explicit by referencing the REINFORCE project and its accompanying evaluation work, which specifically focused on engaging citizen scientists in scientific projects hosted on this platform. Additionally, we have included a discussion on how the pool of citizen scientists in Zooniverse might compare to those in other citizen science projects.
7. While we appreciate your concerns about the use of "pre-post" terminology and its

implications for causality, we believe that our description of the study as a “one-group pre-test/post-test design” is accurate within the framework of quasi-experimental research.

In the **Methods and Materials** section, we explicitly define and discuss the limitations of this design, stating:
"To measure the outcomes at the individual participant level, a one-group pre-test/post-test design (Levine & Parkinson, 2014) was implemented. This design is classified as quasi-experimental because it lacks two key components of true experimental designs: a control or comparison group, and the random selection and assignment of participants. As a result, while it is possible to infer that changes observed between the pre-test and post-test are associated with participants’ involvement in citizen science projects, it cannot be definitively concluded that these changes were solely caused by such participation. External factors cannot be ruled out or controlled for in this design." We agree that the absence of a control group and the variability in participation levels among respondents are important limitations, and these have been transparently addressed in the manuscript. Furthermore, we acknowledge that "pre-post" designs can imply causality, but in this context, we use the term strictly to describe the temporal structure of data collection rather than to assert causal relationships. Finally, we appreciate the reviewer’s recognition of the longitudinal nature of our design, as well as its novelty and value in comparison to purely cross-sectional approaches.

1. In response, we have made several revisions to improve clarity and ensure that relevant details are included in the appropriate sections:
   Details on the Sample: Information about the sample size for both the first and second waves of data collection has been moved to the methods section, along with additional context to help readers better interpret the results.
   Participant Recruitment: A brief description of how participants were recruited has been added to provide a clearer understanding of the recruitment process and its potential implications for the study.
   Response Rate Discussion: We have included a short discussion addressing the 25.5% response rate in the second round, acknowledging potential reasons for this lower rate and its implications for the study's findings.
   Timeframe of Data Collection: The timeframe of data collection was already included in the methods section, but we have revisited and clarified this information to ensure it is prominently placed and easy to locate.
2. Details on recruitment have been added.
3. We believe this is already addressed in the manuscript, but we have clarified it further to ensure readers fully understand what "pre" means in the context of our study. As described in the paper:

"The link to the pre-questionnaire was included in the Zooniverse project tutorials. These tutorials were a required step for participants to understand how to classify data and contribute to individual projects. Participants were invited to complete the pre-questionnaire during this stage, prior to beginning their contributions to the project. They were also asked to share their email addresses upon completing the pre-questionnaire to facilitate follow-up. One month after completing the pre-questionnaire, participants received an email with a link to the post-questionnaire." This process ensures that the "pre" phase refers to participants' initial stage of engagement with the project, before they began their active participation.

1. The divergent procedure for collecting the responses to the post-questionnaire refers

to a difference in the data collection method between the pre- and post-questionnaires, not between the four projects. Importantly, the procedure for both pre- and post-questionnaire data collection was identical across all four citizen science projects included in this study. To clarify this, we have made this explicit in the manuscript.

As described in the paper: *" The link to the pre-questionnaire was included in the four Zooniverse project tutorials. These tutorials were a required step for participants to understand how to classify data and contribute to individual projects. Participants were invited to complete the pre-questionnaire during this stage, prior to beginning their contributions to the project. They were also asked to share their email addresses upon completing the pre-questionnaire to facilitate follow-up.." and " While the pre-questionnaire was filled in by a total of 1,179 participants, after data cleaning for incomplete responses, the sample was reduced to 737 responses. The post-questionnaire received 301 responses, resulting in an overall response rate of 25.5% and approximately 42% relative to the cleaned data sample. The limited response rate in the second round can likely be attributed to technical constraints, as responses were collected via email rather than directly through the Zooniverse portal, as was the case for the first round. "* We acknowledge that this procedural difference may have introduced hurdles for participants in completing the post-questionnaire (e.g., invalid email addresses, emails being flagged as junk mail, or participants no longer using the email they provided), and this is reflected in the lower response rate. However, this procedure was consistently applied across all four projects, and no project-specific differences were introduced as a result. Furthermore, as noted in the results section, our analyses showed no significant differences in the overall proportions of responses across the four projects. Based on this finding, we merged the datasets for analysis, as any differences in response characteristics were not statistically significant. To address potential confusion, we have now explicitly clarified in the manuscript that the procedures and datasets were consistent across all four projects. We hope this clarification resolves any concerns regarding the sampling strategy and the rationale for merging the datasets.

1. We have added hypotheses on the self-selection biases of respondents in two sections of the paper (sampling and discussion).
2. We acknowledge the concern regarding the drop in sample size between waves and its potential implications. However, the core of our analysis focuses on a pre-post comparison of the same individuals, rather than a comparison between separate participant groups from wave 1 and wave 2. Specifically, the research questions concerning participant gains are addressed by analysing responses from participants who completed both the pre- and post-questionnaires. This approach ensures that demographic differences between waves do not influence the results, as the same individuals are compared across the two time points.

The statistical analysis employed—the Wilcoxon signed-rank test—is designed for paired samples and is appropriate for this one-group pre-test/post-test design. This method inherently controls for individual demographic variables by focusing solely on within-participant changes over time. Whilst we recognise the value of re-weighting in studies comparing distinct samples, it is not applicable in this context, as our analysis does not compare wave 1 with wave 2 data but instead examines changes within the conjunct sample of participants who completed both waves.

1. We have made the necessary adaptation.

2. We have added the medians and agree that is a skewed sample towards power users.
3. We believe this is already addressed in the manuscript, but we appreciate the opportunity to clarify further. As noted in the version you reviewed: *"The timeframe for sending out the post-questionnaire after one month was chosen as appropriate because experiences from other Zooniverse projects suggested that most participant classifications are completed within this period. Additionally, other studies in the field have utilised a similar timeframe to measure active engagement and outcomes in citizen science projects (Strasser et al., 2023)."* This timeframe was deemed reasonable as it captures participant engagement and learning outcomes during or shortly after the active participation period, which is typically concentrated within the first month. Although the average time spent on the project (2.09 hours) may appear short, this reflects the cumulative classification work participants undertake, often spread across multiple short sessions. We hope this explanation helps clarify our rationale for selecting the one-month period, and we have ensured this justification is prominently included in the **Methods** section for greater visibility.
4. Effect sizes have been added to estimate the significance of change.
5. Thank you for your suggestion to reformat Figures 8 and 9 to improve their legibility and comprehension. While we understand your recommendation to display only the differences between groups (e.g., gender differences for each item), we decided not to include a table showing only the differences. Such a table would not provide information on the direction of the differences, which we believe is critical for a complete understanding of the results.

To ensure clarity and maintain the ability for readers to interpret both the magnitude and direction of the differences, we have opted to retain the current format of Figures 8 and 9, which display the values for each group separately. We believe this approach provides a more comprehensive visualisation of the data, allowing readers to assess group differences while still understanding the underlying values.

1. To address this, we have now included effect sizes in our analysis. By reporting effect sizes alongside statistical significance, we provide a clearer indication of the magnitude of the observed differences, enabling readers to better assess their practical and substantive relevance. We believe this addition enhances the interpretability of our findings and aligns with your recommendation to go beyond statistical significance when discussing the results.

Competing Interests: No competing interests were disclosed.

Author Response 07 Jan 2025

Elisabeth Unterfrauner

Dear reviewer, Thank you very much for your thoughtful recommendations and suggestions to improve the article. We greatly appreciate the time and effort you have invested in reviewing our work. In the following, we provide a detailed response to each of your comments, addressing them in the same order as presented in your review. Most of the issues raised have been addressed in the revised manuscript. However, there are some

instances where we respectfully disagree or where the points raised were already addressed in the version you reviewed. These have been clarified in our responses below. Thank you again for your constructive feedback, which has helped us enhance the quality of the manuscript and to revise the paper in a next version. Kind regards,
Elisabeth Unterfrauner

1. We have corrected the typo.
2. We have added a reference to Dekramanjian et al. (2023) in the section regarding motivations to participate in the introduction.
3. Typo has been corrected.
4. We have rephrased the sentence.
5. We have introduced the research questions earlier as suggested and have added information on the structure of the paper to enhance the logical flow.
6. Thank you for highlighting this point. We have now made our justification for choosing Zooniverse as a study case more explicit by referencing the REINFORCE project and its accompanying evaluation work, which specifically focused on engaging citizen scientists in scientific projects hosted on this platform. Additionally, we have included a discussion on how the pool of citizen scientists in Zooniverse might compare to those in other citizen science projects.
7. While we appreciate your concerns about the use of "pre-post" terminology and its implications for causality, we believe that our description of the study as a “one-group pre-test/post-test design” is accurate within the framework of quasi-experimental research.

In the **Methods and Materials** section, we explicitly define and discuss the limitations of this design, stating:
"To measure the outcomes at the individual participant level, a one-group pre-test/post-test design (Levine & Parkinson, 2014) was implemented. This design is classified as quasi-experimental because it lacks two key components of true experimental designs: a control or comparison group, and the random selection and assignment of participants. As a result, while it is possible to infer that changes observed between the pre-test and post-test are associated with participants’ involvement in citizen science projects, it cannot be definitively concluded that these changes were solely caused by such participation. External factors cannot be ruled out or controlled for in this design." We agree that the absence of a control group and the variability in participation levels among respondents are important limitations, and these have been transparently addressed in the manuscript. Furthermore, we acknowledge that "pre-post" designs can imply causality, but in this context, we use the term strictly to describe the temporal structure of data collection rather than to assert causal relationships. Finally, we appreciate the reviewer’s recognition of the longitudinal nature of our design, as well as its novelty and value in comparison to purely cross-sectional approaches.

1. In response, we have made several revisions to improve clarity and ensure that relevant details are included in the appropriate sections: **Details on the Sample:** Information about the sample size for both the first and second waves of data collection has been moved to the methods section, along with additional context to help readers better interpret the results. **Participant Recruitment:** A brief description of how participants were recruited has been added to provide a clearer understanding of the recruitment process and its potential implications for the study. **Response Rate Discussion:** We have included a short discussion addressing the

25.5% response rate in the second round, acknowledging potential reasons for this lower rate and its implications for the study's findings. **Timeframe of Data Collection:** The timeframe of data collection was already included in the methods section, but we have revisited and clarified this information to ensure it is prominently placed and easy to locate.

2. Details on recruitment have been added.
3. We believe this is already addressed in the manuscript, but we have clarified it further to ensure readers fully understand what "pre" means in the context of our study. As described in the paper:

"The link to the pre-questionnaire was included in the Zooniverse project tutorials. These tutorials were a required step for participants to understand how to classify data and contribute to individual projects. Participants were invited to complete the pre-questionnaire during this stage, prior to beginning their contributions to the project. They were also asked to share their email addresses upon completing the pre-questionnaire to facilitate follow-up. One month after completing the pre-questionnaire, participants received an email with a link to the post-questionnaire." This process ensures that the "pre" phase refers to participants' initial stage of engagement with the project, before they began their active participation.

1. The divergent procedure for collecting the responses to the post-questionnaire refers to a difference in the data collection method between the pre- and post-questionnaires, not between the four projects. Importantly, the procedure for both pre- and post-questionnaire data collection was identical across all four citizen science projects included in this study. To clarify this, we have made this explicit in the manuscript.

As described in the paper: *" The link to the pre-questionnaire was included in the four Zooniverse project tutorials. These tutorials were a required step for participants to understand how to classify data and contribute to individual projects. Participants were invited to complete the pre-questionnaire during this stage, prior to beginning their contributions to the project. They were also asked to share their email addresses upon completing the pre-questionnaire to facilitate follow-up.." and " While the pre-questionnaire was filled in by a total of 1,179 participants, after data cleaning for incomplete responses, the sample was reduced to 737 responses. The post-questionnaire received 301 responses, resulting in an overall response rate of 25.5% and approximately 42% relative to the cleaned data sample. The limited response rate in the second round can likely be attributed to technical constraints, as responses were collected via email rather than directly through the Zooniverse portal, as was the case for the first round. "* We acknowledge that this procedural difference may have introduced hurdles for participants in completing the post-questionnaire (e.g., invalid email addresses, emails being flagged as junk mail, or participants no longer using the email they provided), and this is reflected in the lower response rate. However, this procedure was consistently applied across all four projects, and no project-specific differences were introduced as a result. Furthermore, as noted in the results section, our analyses showed no significant differences in the overall proportions of responses across the four projects. Based on this finding, we merged the datasets for analysis, as any differences in response characteristics were not statistically significant. To address potential confusion, we have now explicitly clarified in the manuscript that the procedures and datasets were consistent across all four projects. We hope this clarification resolves any concerns regarding the sampling strategy and the rationale for merging the datasets.

1. We have added hypotheses on the self-selection biases of respondents in two sections of the paper (sampling and discussion).
2. We acknowledge the concern regarding the drop in sample size between waves and its potential implications. However, the core of our analysis focuses on a pre-post comparison of the same individuals, rather than a comparison between separate participant groups from wave 1 and wave 2. Specifically, the research questions concerning participant gains are addressed by analysing responses from participants who completed both the pre- and post-questionnaires. This approach ensures that demographic differences between waves do not influence the results, as the same individuals are compared across the two time points.

The statistical analysis employed—the Wilcoxon signed-rank test—is designed for paired samples and is appropriate for this one-group pre-test/post-test design. This method inherently controls for individual demographic variables by focusing solely on within-participant changes over time. Whilst we recognise the value of re-weighting in studies comparing distinct samples, it is not applicable in this context, as our analysis does not compare wave 1 with wave 2 data but instead examines changes within the conjunct sample of participants who completed both waves.

1. We have made the necessary adaptation.
2. We have added the medians and agree that is a skewed sample towards power users.
3. We believe this is already addressed in the manuscript, but we appreciate the opportunity to clarify further. As noted in the version you reviewed: *"The timeframe for sending out the post-questionnaire after one month was chosen as appropriate because experiences from other Zooniverse projects suggested that most participant classifications are completed within this period. Additionally, other studies in the field have utilised a similar timeframe to measure active engagement and outcomes in citizen science projects (Strasser et al., 2023)."* This timeframe was deemed reasonable as it captures participant engagement and learning outcomes during or shortly after the active participation period, which is typically concentrated within the first month. Although the average time spent on the project (2.09 hours) may appear short, this reflects the cumulative classification work participants undertake, often spread across multiple short sessions. We hope this explanation helps clarify our rationale for selecting the one-month period, and we have ensured this justification is prominently included in the **Methods** section for greater visibility.
4. Effect sizes have been added to estimate the significance of change.
5. Thank you for your suggestion to reformat Figures 8 and 9 to improve their legibility and comprehension. While we understand your recommendation to display only the differences between groups (e.g., gender differences for each item), we decided not to include a table showing only the differences. Such a table would not provide information on the direction of the differences, which we believe is critical for a complete understanding of the results.

To ensure clarity and maintain the ability for readers to interpret both the magnitude and direction of the differences, we have opted to retain the current format of Figures 8 and 9, which display the values for each group separately. We believe this approach provides a more comprehensive visualisation of the data, allowing readers to assess group differences while still understanding the underlying values.

1. To address this, we have now included effect sizes in our analysis. By reporting effect

sizes alongside statistical significance, we provide a clearer indication of the magnitude of the observed differences, enabling readers to better assess their practical and substantive relevance. We believe this addition enhances the interpretability of our findings and aligns with your recommendation to go beyond statistical significance when discussing the results.

Competing Interests: No competing interests were disclosed.

Version 1

Reviewer Report 05 August 2024

https://doi.org/10.21956/openreseurope.18843.r41748

© **2024 Verbrugge L.** This is an open access peer review report distributed under the terms of the Creative Commons Attribution License, which permits unrestricted use, distribution, and reproduction in any medium, provided the original work is properly cited.

?

Laura Verbrugge
Aalto University, Espoo, Finland

This paper evaluates individual gains of participating in four citizen science (CS) projects where participants performed categorization of astrophysics and particle physics data on the Zooniverse platform. The four CS projects were newly created as part of the REINFORCE EU project and are particularly praiseworthy for their inclusion strategy focusing on elderly people and people with visual impairments. I have not come across such inclusive citizen science projects in the scientific literature before and therefore this paper can make an important contribution.

My overall assessment is that this paper has more potential that can be tapped into, in particular with regards to the inclusion element. Also, some clarifications are needed on the part of Research Question 2 and statistical analyses that were performed. I elaborate on this in more detail in my comments below.

The introduction of the paper is informative and cites recent and relevant literature. However, it is a very general introduction to CS that could be tailored more to the actual novel element in the study, i.e. focusing on inclusion and representation. In addition to the current content (on extreme citizen science and bias in online CS), the authors could cite more papers on representation and bias of certain groups in different citizen science projects (e.g. Paleco et al. 2021 [Ref - 3]; Strasser et al. 2023 [Ref - 2]). It could also be worth expanding beyond online CS project to for example biodiversity monitoring (e.g. Ganzevoort et al. 2020 [Ref - 1]) and other fields. If the focus is on online participation, it would be helpful to give an account of what could be common or persistent handicaps or barriers towards participation (which could explain why e.g. elderly or visually impaired people do not participate as often?).

In my opinion, research question 2 requires some more attention as the current formulation is not clear. Can you reformulate to make it more specific and measurable?

As a related comment, I got very interested in the inclusion strategies that you implemented in the project. And I would like to have read more about the effectiveness of the strategies in recruiting new/other participants compared to similar projects. Do you have any data that could provide insights into this, and if so, would it be worth adding it? For example, do you know how many of the course and workshop participants actually signed up to the CS project? Are there any other studies that have targeted elderly and visually impaired people that you could compare with? How was the approach of using sound received by the scientists that were analysing data? I understand that perhaps some of these questions go beyond the scope of the current study, however, you could consider to what extent they could be integrated.

Overall, the methods are well described and nicely supported by Figures. I recommend to replace the Figures 2-5 (with screenshots) with one Table that gives information about each CS project, including name, goals, type (e.g. contributory, collaborative), no of participants, url etc. The current Figures 2-5 do not have added value in my opinion and could be removed.

Regarding the statistical analyses, I was missing a clear description of the type of SPSS tests that were used for the comparison (before-after and between groups) to establish whether the differences are significant and whether the data was suitable for performing these tests (met the assumptions).
Also, while Figure 10 provides an overview of the comparison stats, Figures 11 -14 do not and these should be added to support the conclusions drawn.

The limitations of the study are clearly described. In addition to the current content, the authors could be encouraged to reflect more on some methodological choices, e.g. to measure the effects after one month of participation (is this sufficient time to measure these type of effects?) and reasons for outliers and different levels of engagement among participants while engaging with other literature.

To conclude, this study is very promising and further improvements as suggested will improve the quality and novelty of the paper.

References

1. Ganzevoort W, van den Born R: Understanding citizens' action for nature: The profile, motivations and experiences of Dutch nature volunteers. *Journal for Nature Conservation*. 2020; **55**. Publisher Full Text
2. Strasser BJ, Tancoigne E, Baudry J, Piguet S, et al.: Quantifying online citizen science: Dynamics and demographics of public participation in science.*PLoS One*. 2023; **18** (11): e0293289 PubMed Abstract | Publisher Full Text
3. Paleco C., García Peter S., Salas Seoane N., Kaufmann J., et al.: Inclusiveness and Diversity in Citizen Science.*The Science of Citizen Science. Springer, Cham.*2021. 261-281 Reference Source

Is the work clearly and accurately presented and does it engage with the current literature?

Partly

Is the study design appropriate and is the work technically sound?
Yes

Are sufficient details of methods and analysis provided to allow replication by others?
Partly

Are all the source data and materials underlying the results available?
Yes

If applicable, is the statistical analysis and its interpretation appropriate?
Partly

Are the conclusions drawn adequately supported by the results?
Yes

Competing Interests: No competing interests were disclosed.

Reviewer Expertise: citizen science, stakeholder engagement, quantitative methods, motivations

I confirm that I have read this submission and believe that I have an appropriate level of expertise to confirm that it is of an acceptable scientific standard, however I have significant reservations, as outlined above.

Author Response 20 Sep 2024

Elisabeth Unterfrauner

Dear reviewer, Thank you for your thorough review and very helpful suggestions! We have addressed all your comments and believe that the revisions have significantly improved the quality of the paper.

We have expanded the section on the inclusivity aspects of the citizen science initiatives, emphasising the uniqueness of the paper, which you highlighted: *"I have not come across such inclusive citizen science projects in the scientific literature before and therefore this paper can make an important contribution."*

Please find below our answers to the suggestions:

(1) Introduction:
Reviewer Comment: *"The introduction of the paper is informative and cites recent and relevant literature. However, it is a very general introduction to CS that could be tailored more to the actual novel element in the study, i.e. focusing on inclusion and representation. In addition to the current content (on extreme citizen science and bias in online CS), the authors could cite more papers on representation and bias of certain groups in different citizen science projects (e.g. Paleco et al. 2021 [Ref - 3]; Strasser et al. 2023 [Ref - 2]). It could also be worth expanding beyond online CS project to for example biodiversity monitoring (e.g. Ganzevoort et al. 2020 [Ref - 1]) and other fields. If the focus is on online participation, it would be helpful to give an account of what*

could be common or persistent handicaps or barriers towards participation (which could explain why e.g. elderly or visually impaired people do not participate as often?).”
Author Response: Thank you for the helpful references. We have added citations to the recommended literature and additionally references regarding bias and representation of various groups in citizen science projects and beyond. We have also included a paragraph on the „Accessibility and inclusiveness of citizen science projects” and compared our demographic results with similar studies to highlight the accessibility and inclusiveness of the four citizen science projects discussed in the paper.

(2) **Research question 2:**
Reviewer Comment: *“In my opinion, research question 2 requires some more attention as the current formulation is not clear. Can you reformulate to make it more specific and measurable?”*
Author Response: We have refined research question 2 to make it clearer and more operationalisable.

(3) **Inclusion strategies:**
Reviewer Comment: *“As a related comment, I got very interested in the inclusion strategies that you implemented in the project. And I would like to have read more about the effectiveness of the strategies in recruiting new/other participants compared to similar projects. Do you have any data that could provide insights into this, and if so, would it be worth adding it? For example, do you know how many of the course and workshop participants actually signed up to the CS project? Are there any other studies that have targeted elderly and visually impaired people that you could compare with? How was the approach of using sound received by the scientists that were analysing data? I understand that perhaps some of these questions go beyond the scope of the current study, however, you could consider to what extent they could be integrated.”*
Author Response: We have added more details regarding the inclusion strategies for elderly and visually impaired individuals, including results from sessions and data quality assessments. While we did collect some information in the pre-post questionnaires regarding participants’ attendance at events, the responses were limited and not reliable enough to provide a sound estimate of how many participants joined the Zooniverse projects after attending events.

(4) **Figures:**
Reviewer Comment: *“Overall, the methods are well described and nicely supported by Figures. I recommend to replace the Figures 2-5 (with screenshots) with one Table that gives information about each CS project, including name, goals, type (e.g. contributory, collaborative), no of participants, url etc. The current Figures 2-5 do not have added value in my opinion and could be removed.”*
Author Response: We have removed Figures 2-5 and replaced them with a table summarising the relevant information about each CS project.

(5) **More information on statistical tests:**
Reviewer Comment: *“Regarding the statistical analyses, I was missing a clear description of the type of SPSS tests that were used for the comparison (before-after and between groups) to establish whether the differences are significant and whether the data was suitable for performing these tests (met the assumptions). Also, while Figure 10 provides an overview of the comparison stats, Figures 11 -14 do not and these should be added to support the conclusions*

drawn."
Author Response: We have replaced the paired-sample t-tests with non-parametric Wilcoxon and Mann-Whitney-U tests and have added a description on these statistical tests. While the differences remain the same, some differences are less pronounced resulting in fewer signifcant differences. The figures have been updated, and the new statistical parameters are now either included in the figures themselves or the accompanying text.

(6) **Reflection on methodological choice:**
Reviewer Comment: *"The limitations of the study are clearly described. In addition to the current content, the authors could be encouraged to reflect more on some methodological choices, e.g. to measure the effects after one month of participation (is this sufficient time to measure these type of effects?) and reasons for outliers and different levels of engagement among participants while engaging with other literature."*
Author Response: We have added a brief paragraph in the *"Methods and Materials"* section explaining the rationale behind the chosen timeframe. The research questions are focused on gains in various areas, not the stability of these gains, which is why we opted for a pre-post design with measurements taken shortly after the last engagement with the Zooniverse platform. Similar timeframes have been used in related studies and were recommended by colleagues from the Zooniverse team.

We hope these revisions meet your expectations and address all your concerns. We greatly appreciate your valuable feedback, which has strengthened our manuscript. Should you have any further suggestions or questions, we would be happy to address them. Thank you once again for your time and consideration.

Sincerely, Elisabeth Unterfrauner and colleagues

Competing Interests: No competing interests were disclosed.

Reviewer Report 25 July 2024

https://doi.org/10.21956/openreseurope.18843.r41742

© 2024 Spera A. This is an open access peer review report distributed under the terms of the Creative Commons Attribution License, which permits unrestricted use, distribution, and reproduction in any medium, provided the original work is properly cited.

Alessio Livio Spera
Agenzia Per La Promozione Della Ricerca Europea, Rome, Italy

It's impressive the way this study "flips" the common perspective of Citizen Science as a disruptively inclusive methodology and focuses on its challenge to face diversities instead, and actually investigates its difficulties and concrete results in terms of unification and democratisation potential.

Some of the highlighted findings are extremely powerful for what they represent and what they could potentially mobilise, such as: the fact that "people who feel that they belong to a discriminated group are particularly motivated to participate in citizen science projects", or the fact that more than half participants indicated that they had no professional background in science, or finally that some of the marginal gender gaps were closed in the post-test with respect to attitudes towards science.

On a side, yet relevant, note, the introduction provide a smooth transition from the background definition to the real topic of the article, which is an enormous added value for the reader.

Also, the explanation of the baseline methodology is clear, well explained, and convincing, with a high level of details richness, for example in the breakdown into 10 steps of the questionnaire construction process, which is more than useful. Nonetheless, solid considerations are provided about the desk research on citizen science studies, thus giving credit to the uniqueness of this work, and the bibliographic background is strong and clear.

All the 14 Figures actually help reading the data and findings, representing a significant contribution to the appreciation of the article.

Overall, the research article is interesting and able to make the curiosity of the reader grow throughout the pages, which is a rare feature in this kind of works. Most of the findings are brilliant, some of them are even inspiring, which is a plus. It is definitely a great piece of work for those who are in the field, to get to know more about Citizen Science and its less addressed implications.

Is the work clearly and accurately presented and does it engage with the current literature?
Yes

Is the study design appropriate and is the work technically sound?
Yes

Are sufficient details of methods and analysis provided to allow replication by others?
Yes

Are all the source data and materials underlying the results available?
Yes

If applicable, is the statistical analysis and its interpretation appropriate?
Yes

Are the conclusions drawn adequately supported by the results?
Yes

Competing Interests: No competing interests were disclosed.

Reviewer Expertise: Project Management, Citizen Science, Science and Society, Stakeholder Engagement

I confirm that I have read this submission and believe that I have an appropriate level of expertise to confirm that it is of an acceptable scientific standard.

Author Response 20 Sep 2024

Elisabeth Unterfrauner

Dear Reviewer, Thank you for your thoughtful and encouraging feedback. We are truly grateful for your recognition of the study's focus on the challenges of citizen science in fostering inclusivity and democratization, which we aimed to highlight as a critical area of exploration. We are especially pleased that the findings regarding participant motivations and the closing of marginal gender gaps resonated with you, as these represent key insights from our research. We sincerely appreciate your positive and insightful comments, which inspire us to continue exploring these important questions in citizen science. Best regards,
Elisabeth Unterfrauner

Competing Interests: No competing interests were disclosed.